

PROBLEM WORDS

LESSON 1

lend - borrow

- Voice 1: So how did Aristotle Onassis start his career?*
Voice 2: Well, when he was 16 years old, he borrowed some money from a friend and bought an old boat.
Voice 1: Oh, really! And how long did it take for him to become a millionaire?
Voice 2: Em... about 10 years when he was 26. At that time he had a lot of large ships.
Voice 1: Amazing! And now of course the company he started lends thousands of dollars to other businesses.
Voice 2: That's right.

słowniczek i objaśnienia:

to lend (to) - pożyczać komuś (*pieniądze są twoje*)

to borrow (from) - pożyczać od kogoś (*pieniądze są czyjeś*)

to become a millionaire – zostać milionerem

to start a company – założyć przedsiębiorstwo

a ponadto...

to make a million – zrobić milion

to make money – robić pieniądze

a teraz ćwiczenia Ⓢ

- I (.....?) him a lot of money.
He never gave it back.*
- He (.....?) a lot of money from me.
He never gave it back.*
- Did your boss give you that car?
He didn't give it to me. He (.....?) it to me.*
- Is it your car?
No, I (.....?) from my boss.*
- Can you (.....?) me 10 pounds?
No, I've (.....?) you 5 pounds already.
You keep (.....?) money. And each time you (.....?) more.
But you never want to (.....?) me the money.
If I (.....?) you 10 pounds today, you'll want to (.....?) 15 pounds tomorrow.*

Odpowiedzi:

1.lent 2.borrowed 3.lent 4. borrowed 5. lend. lent. borrowing. borrow. lend. lend. borrow.

LESSON 2

lie (lay, lain) – lie (lied, lied) – also: lay(laid, laid)

TV Presenter: Hello and welcome to our programme about unusual world records. Now, how long do you think someone can lie on a bed of nails? Well, Ken Owen set a world record in England in 1986 when he lay on a bed of nails for 300 hours. However, back in 1969 a man called Silki from Brazil said that he had lain on a bed of nails for 111 days!

TV Presenter: Hello and welcome to this week's programme. Now, how can you tell if someone is lying? Well, researchers tell us that we can see if someone is not telling the truth simply by watching what they do when they speak. For example, if people touch their nose or cover their mouth when they are speaking, it is very possible that they have lied.

słowniczek i objaśnienia:

to lie (lay, lain) – leżeć

to lie (lied, lied) – kłamać

to lay (laid, laid) – kłaść

bed of nails – łożo z gwoździ

to set a world record – ustanowić rekord świata

researcher – badacz, ekspert

to tell the truth – mówić prawdę

a ponadto...

you **lay** the table – nakrywasz do stołu

chicken **lay** eggs – kury znoszą jajka

to get **laid** – (nie możemy przetłumaczyć ze względu na cenzurę!)

lay off! – odczep się

a teraz ćwiczenia ☺

1. *I feel so tired.*

Can I (.....?) down?

2. *He never tells the truth.*

He always (.....?)

3. *He said that he had (.....?) on a bed of nails for 3 years!*

4. *Look at him, he's touching his nose.*

He must be (.....?)

Yes, I think he (.....?) when he said that he had (.....?) on a bed on nails.

5. *Have you ever (.....?) on a bed of nails?*

Yes, I did. I (.....?) on a bed of nails for two hours last week!

You're (.....?) No, I'm telling the truth.

6. *Do lions (.....?) eggs?*

If you say they do, you're (.....?)

Odpowiedzi: 1. lie 2. lies 3. lain 4. lying. lied. lain. 5. lain. lay. lying. 6. lay. lying

LESSON 3

damage - hurt

Newsreader:

*Good morning. It's eight o'clock on Friday the 16th of October. Early this morning at around two o'clock a hurricane hit the south east of England with winds of up to 200 kilometres per hour. Thousands of houses and cars were **damaged** as winds knocked over more than a million trees. Very few people were seriously **hurt** because they were sleeping during the storm, but some people were very lucky. One man was in bed when a tree fell into his bedroom. His house was badly **damaged** but he was not **hurt**.*

słowniczek i objaśnienia:

to damage – niszczyć, wyrządzać szkody (o rzeczach)

to hurt – ranić, kaleczyć, urazić (o ludziach)

hurricane – huragan

to hit (o huraganie) – uderzyć, nawiedzić, rozszaleć się

per hour – na godzinę

to knock over – powalić

a ponadto...

badly = seriously

badly damaged = seriously damaged (poważnie zniszczony)

badly hurt = seriously hurt (taki, który doznał poważnych obrażeń)

ale:

deeply hurt – głęboko urażony (chodzi o uczucia)

damage – szkody, zniszczenia

to cause damage – wyrządzać szkody, zniszczenia

i jeszcze - uwaga!

Organy wewnętrzne ciała traktujemy jak rzeczy, np.

I've damaged my liver drinking too much vodka.

I've damaged my lungs smoking too many cigarettes.

ale...

I've hurt my knee. (uderzyłem się w kolano)

It hurts! (boli)

Czyjeś uczucia raniimy za pomocą czasownika "to hurt"

Powiemy np.: "Sorry, I've hurt your feelings."

I jeszcze buty:

They hurt. (uciskają, 'piją' i są niewygodne)

A teraz ćwiczenia

1. *I had a motorbike accident.*

My motorbike was badly (.....?)

I was badly (.....?)

2. *You've been horrible to me.*

You've (.....?) my feelings.

Your words really (.....?)

I'm deeply (.....?)

3. *He's (.....?) his ribs playing rugby.*

4. *She's (.....?) her knee when she fell off the chair.*

5. *A hurricane caused a lot of (.....?)*

Odpowiedzi: 1. damaged. hurt. 2. hurt. hurt. hurt. 3. damaged. 4. hurt 5. damage

LESSON 4

die – dead – death (also: extinct)

*Interviewer: Professor, I know the dinosaur has been **dead** for a long time, but do we know exactly when the last dinosaur **died**?*

*Professor: Well, with modern scientific tests we are almost sure the last dinosaur **died** about 70 million years ago.*

*Interviewer: I'd also like to know how the dinosaur **died**.*

*Professor: There are many ideas about the **death** of the dinosaur. Some people say it **died** because of the cold weather. Some say it **died** because it became too big. Personally I think the **death** of the dinosaur is still a mystery.*

słowniczek i objaśnienia:

to die – umierać

dead – martwy, zmarły, zdechły (**the dead** – zmarli)

death – śmierć, zgon

extinct – wymarły (np. gatunek zwierząt), wygasły (np. wulkan)

scientific tests – badania naukowe

with modern scientific tests... - na podstawie najnowszych badań naukowych...

mystery – zagadka

a ponadto

dead występuje w połączeniu z czasownikiem 'to be', to znaczy powiemy:

He's dead (he is dead) – nie żyje

She's dead, itd.

Dead oznacza także:

zepsuty – np. telefon

My telephone is dead. The line's gone dead.

Zupełny, całkowity – np.

It's dead simple – to zupełnie proste

You're dead right – masz całkowitą rację

Ponadto **dead** tworzy cały szereg wyrażzeń idiomatycznych:

a dead end – ślepy zaułek

a dead end job – praca bez perspektyw

dead silence – głucha cisza

deadline – termin ostateczny

plus wiele, wiele innych...

A teraz ćwiczenia ☺

1. *I had a rabbit once.*

It (.....?) a year ago.

It's been (.....?) for a year.

Its (.....?) was a great shock.

2. *I'm not joking.*

I'm (.....?) serious.

3. *We can't go any further. It's a (.....?) end.*

4. *Vesuvius is still active. It's not (.....?) yet.*

5. *Gorillas are nearly (.....?).*

Odpowiedzi; 1. died. dead. death. 2. dead 3. dead end 4. extinct 5. extinct

LESSON 5

invent – discover (also: **invention, inventor, discovery, to make a discovery**)

Voice 1: Who discovered the first car?

Voice 2: Nobody.

Voice 1: What do you mean?

Voice 2: You can only discover something that already exists, for example, a place like a lost city or information or facts, but you have to invent something like the first car because it never existed before.

Voice 1: OK. So who invented the first car?

Voice 2: A Frenchman.

Voice 1: You're wrong. It was a German called Benz in 1885. Benz invented the first car to use petrol.

Voice 2: OK. So who discovered Australia?

Voice 1: Van Diemann discovered Australia in 1762.

słowniczek i objaśnienia:

to invent – wynaleźć

inventor – wynalazca

invention – wynalazek

to discover – odkryć

discovery – odkrycie

discoverer - odkrywca

to make a discovery – dokonać odkrycia



zauważ!

you discover something that already exists, for example:

America

a lost city (zaginione miasto)

a hidden treasure (ukryty skarb)

natural resources: coal, gas, oil (zasoby naturalne: węgiel, gaz, ropę)

facts (fakty)

the truth

things about yourself, too! (rzeczy o sobie)

you invent something that never existed before

American football

the car (samochód)

the telephone (telefon)

print (druk)

the camera (aparat fotograficzny)

the Hoover (odkurzacz)

lies (kłamstwa)

also, you can re-invent yourself! (możesz zmienić swój profil zawodowy i zostać kimś zupełnie innym)

The person who invents things is an inventor, but a person who discovers things is not really a discoverer!

Bell invented the telephone. He was an inventor.

Columbus discovered America. He was an explorer.

Maria Skłodowska-Curie discovered radioactivity. She was a scientist.

Crick and Watson discovered the structure of DNA. They were scientists, too.

A teraz ćwiczenia ☺

1. *Who (.....?) America?*
2. *Who (.....?) American football?*
3. *Who (.....?) the light bulb?*
4. *Who (.....?) penicillin?*
5. *Who (.....?) radium and polonium?*
6. *Crick and Watson made an important (.....?).*
7. *Do you know what I (.....?)*
He never tells the truth. He keeps (.....?) lies.
8. *I hate my job. I have to (.....?) myself.*
9. *I went to see a psychologist. I (.....?) so many new things about myself!*

Odpowiedzi: 1. discovered. 2. invented. 3. invented. 4. discovered 5. discovered 6. discovery. 7. discovered. inventing. 8. re-invent 9. discovered

LESSON 6

listen – hear

SOUND OF A CUCKOO
Woman 1: *Can you hear that?*
Woman 2: *No, I can't hear anything.*
SOUND OF A CUCKOO
Woman 1: *There. I heard it again.*
Woman 2: *No, I can't hear a thing. I'm much older than you, so it's more difficult to hear.*

ACAPELLA MUSIC
Man 1: *Listen to this acapella. The people sing without instruments.*
Man 2: *I don't want to listen to it. I prefer heavy metal.*
Man 1: *Heavy metal?! That's noise. I prefer real music.*

słowniczek i objaśnienia:

to listen – słuchać

to hear – słyszeć

a ponadto...

You **listen to** something – but...

You **hear** something.

zauważ:

You *can* listen, but you may not hear...

If you're hard of hearing. (jak straciłeś prawie słuch)

Grammar point!

- To hear, podobnie jak i inne czasowniki określające czynności zmysłów (takie jak to see, to feel, to smell, to taste) tworzą formy pytające w czasie Simple Present (teraźniejszym prostym) nie za pomocą słówka DO, ale za pomocą słówka CAN. Słówko CAN pojawia się również regularnie w formach twierdzących tych zdań, i w formach przeczących. To znaczy powiemy:

I CAN HEAR IT

I CAN SEE IT

I CAN SMELL IT

I CAN FEEL IT

A zapytamy:

CAN YOU HEAR IT?

CAN YOU SEE IT?

CAN YOU SMELL IT?

CAN YOU FEEL IT?



W formie przeczącej zaś powiemy:

I CAN'T HEAR IT

I CAN'T SEE IT

I CAN'T SMELL IT

I CAN'T FEEL IT

- Czasowniki te nie przybierają formy czasu Present Continuous (teraźniejszego ciągłego). To znaczy, nawet jeśli widzimy coś teraz właśnie, w momencie mówienia o tym – nie powiemy:
"I am seeing it."
ale: "I can see it."
Podobnie, słysząc coś teraz właśnie, nie powiemy:
"I am hearing it"
ale: "I can hear it."
- Nie oznacza to, że zdanie typu :
"I AM SEEING THINGS" czy "I AM HEARING THINGS" w ogóle nie może się pojawić. Może, ale ma wówczas inne, idiomatyczne znaczenie.

"I AM SEEING THINGS" = mam przywidzenia

"I AM HEARING THINGS" = słyszę jakieś głosy (oj, niedobrze ze mną!)

A teraz ćwiczenia ☺

1. (.....?) to this.
2. Can you (.....?) it?
3. (.....?) carefully.
4. You never (.....?) to what I'm saying.
5. (.....?), can you (.....?) it?
6. I can't (.....?) very well.
7. My (.....?) isn't very good.
8. Buy yourself a (.....?) aid.
9. I haven't (.....?) from him for a very long time.
10. They agreed with what he had said. They shouted: (".....?") (.....?)
11. It's so quiet. You can (.....?) a pin drop.

Odpowiedzi: 1. listen 2. hear 3. listen 4. listen to 5. listen. hear 6. hear 7. hearing 8. hearing 9. heard 10. "Hear! Hear!" 11. hear

hearing aid – aparat słuchowy

you can hear a pin drop – cicho, jak makiem zasiał



LESSON 7

match – suit (also: suite)

Colour expert:

The first thing to do is to find the colours that suit us. That means of course wearing colours that make us feel and look good. For example, somebody with light skin, brown hair and green eyes usually looks good in blue or green clothes. But, if somebody wears clothes that match the colour of their hair, for example, a brown jacket with brown hair, then they probably won't feel so relaxed or comfortable.

słowniczek i objaśnienia:

to match – dobrać, dopasowywać, harmonizować (np. kolorem, kształtem)

a match – osoba/rzecz dorównująca drugiej

a perfect match – rzeczy/osoby idealnie do siebie pasujące

to suit – pasować, dobrze leżeć, być 'do twarzy'

a suit – garnitur, garsonka, kostium

a suite – apartament w hotelu, suita muzyczna

a three-piece suit – garnitur z kamizelką (składający się z trzech części)

a three-piece suite - kanapa plus dwa fotele

suit yourself! (idiom) – rób jak chcesz!

Grammar point!

Po czasowniku *TO SUIT* występuje zazwyczaj dopełnienie, np.:

Grey suits me, but id doesn't suit you.

Po czasowniku *TO MATCH* dopełnienie może, ale nie musi występować. Oto kiedy może:

Don't match green with red.

A kiedy nie musi:

Green and red don't match.

A teraz ćwiczenia ☺

1. *This (....?) doesn't (....?) me.*
2. *Do you think that one would (.....?) me better?*
3. *But it's more expensive. It's a three-piece (.....?)*
4. *Your clothes are very well (.....?).*
5. *Don't (.....?) red with purple.*
6. *These two colours don't (.....?)*
7. *This looks lovely. It's a perfect (.....?).*
8. *I want to buy a sofa and two armchairs. I want to buy a three-piece (.....?).*
9. *They're so rich. They always book a (.....?) in a hotel.*
10. *They're (....?) so well. They're a perfect (.....?).*
11. *I can do anything better than you. You're no (.....?) for me.*
12. *You're so sweet. Buy me a three-piece (.....?)*
13. *She always tries to (.....?) single people. She's a (.....?) maker.*

Odpowiedzi: 1.suit. suit. 2.suit 3.suit 4.matched 5.match 6.match 7.match 8.suite 9.suite 10.suited. match 11.match 12.suit or suite 13.match. matchmaker

matchmaker - swatka

LESSON 8

rob – steal (also: **nick, mug, thief, theft, robber, robbery, burglar, burglary, mugger, mugging, pickpocket**)

Hugh:

My house was nearly robbed last night. I say 'nearly', because... Anyway, listen to this. I went out for a couple of hours with my mates for a little game of 'cops and robbers', you know. Came back about 11. And what do you think I saw? – my ground floor window was broken. That's how the burglars broke in – through that window.

They stole some cash, not much, a fake credit card and my favourite teddy. They robbed me of my favourite possession! On top of it – they nicked ten bottles of Żubrówka from the fridge, cheeky thieves! Hmm... Somehow, I don't think they were professional burglars...

Anyway...their car had broken down, apparently, and they had to walk home with all the spoils. And you know what – they were mugged!! ...Yesss!

By whom? Hmm..., well, by a gang of muggers, yes. You see, my mates were still playing that game – you know, cops and robbers... Hmm... and well... Anyway, I got my teddy back!

słowniczek i objaśnienia:

to rob - rabować

robber - rabuś

robbery – rabunek, napad rabunkowy

to steal - kraść

thief - złodziej

theft - kradzież

to burgle – włamać się

burglar - włamywacz

burglary - włamanie

to mug – napaść na ulicy

mugger – osoba, która napada na ulicy

mugging – napad na ulicy

to nick / to pinch – ‘zwinąć’, ‘gwizdnąć’

pickpocket – złodziej kieszonkowy

a ponadto...

cops and robbers – policjanci i złodzieje

fridge – lodówka

spoils – łup, łupy

teddy - misio

i jeszcze, do kolekcji...

a shoplifter – złodziej sklepowy

shoplifting – kradzież towarów ze sklepu

A teraz ćwiczenia ☺

1. *Robbers* (.....?)

2. *Thieves* (.....?)

3. *Burglars* (.....?)

4. *Muggers* (.....?)

5. (.....?) *pick pockets*.

Odpowiedzi: 1.rob 2.steal 3.burgle 4.mug 5.pickpockets

LESSON 9

remind – remember (also: recollect, reminisce)

James: Hello, Mr Jenkins.
Mr J: How are things at the office?
James: Oh fine, just fine.
Mr J: Good, good. Did you remember to call the printers?
James: The printers.... er no, Mr Jenkins.
Mr J: But I left a note to remind you to call the printers.
J: Yes, Mr Jenkins.
Mr J: And the order for the new furniture. Did you remember to send it?
James: The order... for the furniture... No, Mr Jenkins.
Mr J: But I rang and reminded you to send it! And... the report?
James: No, Mr Jenkins. No, I didn't remember to write the report.
Erm, Mr Jenkins...
Mr J: Yes, yes, what is it?
James: Erm, Mr Jenkins, did you remember to buy a present for your wife?
Mr J: Oh, no! Why didn't someone remind me!!!

słowniczek i objaśnienia:

to remember – pamiętać

to remind – przypominać

to recollect – pamiętać, przypominać sobie

to reminisce – wspominać (na ogół mile)

a ponadto...

printers – drukarnia

order – zamówienie, zlecenie

furniture - meble

to call, to ring, to phone - dzwonić

zapamiętaj!

You remember something

You remember to do something, or

You remember doing something

You remind somebody to do something

You recollect something

And you reminisce about something

I nie zapominaj o czasowniku 'zapominać' - to forget

I jeszcze garść rzeczowników:

(to remember) – **memory, remembrance**

(to remind) – **reminder**
(to recollect) – **recollection**
(to reminisce) – **reminiscence(s)**

A teraz ćwiczenia ☺

1. I forget everything.
I don't (.....?) anything
2. (.....?) to wash your hands before you eat.
3. I don't even (.....?) saying it.
4. Please (.....?) me next time.
5. Please (.....?) next time.
6. Please (.....?) me to phone him.
7. I can't (.....?) the names of my schoolmates any more!
8. Oh, it's so nice to (.....?) about the past!
9. Don't forget to (.....?)!
10. Don't forget to (.....?)me!

**Odpowiedzi: 1.remember 2.remember 3.remember 4.remind 5.remember 6.remind
7.remember, recollect 8.reminisce 9.remember 10.remind**



LESSON 10

say – tell – speak - talk

Sue: I beg your pardon!! Did you say something?
Andy: No, I didn't say anything.
Sue: Yes, you did.
Andy: No. I said nothing, nothing at all.
Sue: Yes, you did. You said I was fat.
And I've told you not to mention that again. I told you not to talk about my appearance. I told you to forget about my weight.
Andy: But, Sue, Sue. I didn't say `You're fat'. Actually, I said, `Your hat'. Look, over there, on the floor, your hat, your hat.

słowniczek i objaśnienia:

to say – mówić
to tell – mówić, kazać, opowiadać
to speak – mówić
to talk – mówić, rozmawiać, gadać
to mention – nadmieniać
appearance – wygląd
weight – waga
fat - gruby

zauważ różnice!(po 'tell' występuje zaimek osobowy, a co po 'say'?)

Tell **me**, do you like me ?
Tell **me** that you like me.
I told **her** I didn't like her.
I said **to her**: "I don't like you"
I said **that** I didn't like her.
"I don't like you" – I **said**.

to say – używamy zazwyczaj w mowie niezależnej (cytuując czyjeś słowa) lub w mowie zależnej przed *that*...

to tell – często stosujemy przy wydawaniu poleceń (*She always tells me what to do!*) *To tell* znaczy też 'opowiadać' (*Tell me a story.*)

to speak – You speak English! And I? I probably **talk** too much...

i jeszcze dwa wyrażenia (idiomatyczne)

it goes without saying – to się rozumie samo przez się

tell me another one – zgrywasz się i nie wierzę w to co mówisz

to have a say – mieć głos (w jakiejś sprawie)

OK, a teraz ćwiczenia ☺

1. Don't (.....?) anything.
2. Don't (.....?)
3. Don't (.....?) her about it.
4. Don't (.....?) anything about it to her.
5. Don't (.....?) so much.
6. Don't (.....?) to me like that.
7. Don't (.....?) me what to do.
8. (.....?) me what happened.
9. I won't (.....?) anybody.
10. I won't (.....?) to anybody about it.
11. I won't (.....?) a word, promise!

Odpowiedzi: 1.say 2.speak, talk 3.tell 4.say 5.talk 6.speak 7.tell 8.tell 9.tell 10.speak. talk 11. say

LESSON 11

make - earn

Voice 1: Have you seen this article about the Spanish lottery called El Gordo?
Voice 2: How much can you win?
Voice 1: You won't believe this, but you can win over 90 million pounds as first prize and the total to be won is over 400 million pounds. The

government is very happy because they **make a profit** of around 200 million pounds.

Voice 2: But you have **to earn** a lot of money in your job to buy a ticket because they are so expensive.

Voice 1: Not really because sometimes over 50 people share the cost of a ticket and they can still **make a fortune** by winning over a million pounds each.

słowniczek i objaśnienia:

to earn – zarobić (w pracy)

to make – zrobić (np. milion czy majątek)

to win – wygrać

prize – nagroda

to make a profit – czerpać zysk, przynosić dochód

ticket – bilet, kupon

to share the cost – podzielić się kosztami

to make a fortune – zrobić majątek, zbić fortunę

zauważ!

to earn – kojarzy się z pracą (job), pensją (salary)

I earn a million pounds a year.

to make – z inicjatywą, przedsięwzięciem, a czasami nawet odrobiną szczęścia

I made a million pounds on the stock market last year.

to win – wyłącznie z wielkim szczęściem

I won a million pounds on the lottery last year!

A teraz ćwiczenia ☺

1. I don't (.....?) enough money. Shall I try and find another job. Then I could (.....?) more.
2. Shall I play on the stock market? I could (.....?) a huge profit buying and selling shares.
3. Hmm... but I could also (.....?) a huge loss.
4. I know! I'll buy a lottery ticket. Maybe I'll (.....?) a million.

Odpowiedzi: 1.earn.earn. 2.make 3.make 4.win

LESSON 12

check - control

Reporter: Hey, can you explain to me why there are so many Martians on Earth?

Policeman: Every night thousands of Martians enter Earth illegally from Mars.

Reporter: Why doesn't the global government **control** air space?

Policeman: They do. Every night the space police **check** the most popular entry points and send back many illegal immigrants.

Reporter: Well, the police could **check** the documents or the passports when they get a job.

Policeman: But we are talking about millions of Martians. The situation is just too big **to control**. In fact you could say that the situation is almost **out of control**.

słowniczek i objaśnienia:

to check – sprawdzać

to control – kontrolować

air space – przestrzeń powietrzna

to enter – wjeżdżać, przybywać

entry point – przejście (graniczne), wejście, wjazd

illegal immigrants – nielegalni imigranci

to check the documents – sprawdzać dokumenty

the situation is out of control – nikt nie panuje nad sytuacją, wymyka się spod kontroli

what do you check?

bank balance

spelling


facts

homework

passports

documents

the time



(Why don't you make a checklist of all the check-words?)

what do you control?

immigration

situation (unless it's out of control)

inflation

prices

behaviour

yourself (unless you're out of control!)

children (hopefully)

zauważ!

You **check-in** at the airport.

They **check** your passports at the Passport **Control**.

A teraz ćwiczenia ☹

1. Can't you (.....?) yourself?

2. No, I'm out of (.....?).

3. Please (.....?) the spelling of this sentence.

4. Stop (.....?) everything I do. You're such a (.....?) freak!

5. *And why do they (.....?) your passport at the Passport (.....?)*

Odpowiedzi: 1.control 2.control 3.check 4.checking. control 5.check. control

LESSON 13

miss – lose - waste

Voice 1: You're late again.

*Voice 2: I **lost** my violin.*

*Voice 1: And so of course you then **missed** your bus to come to the concert.*

*Voice 2: That's right. That's why I **missed** the first half of the concert.*

*Voice 1: Every concert you **miss** the beginning or you **lose** something.*

Voice 2: I'm really sorry.

*Voice 1: I can't conduct orchestras with people like you. You are **wasting** my time and energy. There are lots of other people who can play the violin as well as you.*

*Voice 2: Sorry to interrupt you but the second half of the concert is about to begin and we don't want **to miss** it, do we?*



słowniczek i objaśnienia:

to miss – nie zdążyć, chybić, rozminąć się, tęsknić, opuścić

to lose – gubić

to waste – tracić, marnować, marnotrawić

violin – skrzypce

to conduct an orchestra - dyrygować orkiestrą

conductor – dyrygent

to interrupt – przerywać

Zauważ, jak różnie tłumaczymy 'to miss' w zależności od kontekstu:

Oh, I miss him a lot! – Strasznie za nim tęsknię.

He's just gone. I've just missed him! – Dopiero co wyszedł. Właśnie się z nim rozminęłam.

I missed the bus - Nie zdążyłam na autobus.

I didn't notice the STOP sign. I missed it – Nie zauważyłam znaku STOP, nie dostrzegłam go.

I missed the point – Nie rozumiem, o co chodzi.

I missed school yesterday – Nie poszłam wczoraj do szkoły.

I missed a few pages in the book – Opuściłam parę stron w książce.

I missed the target – chybiłam celu

A teraz ćwiczenia ☺

1. *I (.....?) my boyfriend. He went (.....?) two weeks ago.*

2. Find the (.....?) word.
3. I (.....?) an important lecture yesterday.
4. I'm (.....?) my time and energy here.

Odpowiedzi: 1.miss.missing 2.missing 3.missed 4.wasting

LESSON 14

look at - watch

Psychologist: **Look at** the twins.
 Second person: I can't tell the difference between the two of them. They are exactly the same.
 P: Which one do you like more?
 Sp: The one on the left.
 P: Why?
 Sp: She seems more friendly, but I don't know why.
 P: I know why. **Look carefully at** her eyes.
 Sp: Oh yes! The girl on the left has bigger pupils.
 P: Now **watch** as I shine a strong light into her eyes. **Watch** especially the pupils - the black area in the centre of her eyes.
 Sp: They're getting smaller and she seems less friendly.
 P: Now next time you meet somebody, **look at** their eyes and **watch** if the size of the pupils changes. Big pupils mean they like you. Small pupils mean they don't like you so much.

słowniczek i objaśnienia:

to look at – patrzeć na coś

to watch – oglądać, przyglądać się, obserwować

to tell the difference - odróżnić

twins – bliźniaki

pupils – źrenice

zauważ!

watch it! – uważaj (co mówisz)

watch out! – uważaj (niebezpieczeństwo)

watch over – popilnuj

Wiecej o czasownikach frazowych z 'look' w lekcji 16-tej.

A teraz ćwiczenia ☺

1. (.....?) at me. (.....?) me do somersaults.
2. You'd better (.....?) what you're saying.
3. (.....?) me in the eye.

Odpowiedzi: 1. look. watch 2. watch 3. look

LESSON 15

look at - see

- Voice 1: I want to test your eyes. **Look at** these letters and read them.
 Voice 2: I can't **see** them very clearly.
 Voice 1: **Look at** them now because they are further away. Can you **see** them better now?
 Voice 2: Yes, but I have **to look at** them very carefully. Maybe I need glasses.
 Voice 1: Why don't you try the Bates Method?
 Voice 2: What's that?
 Voice 1: Well, every day you have to do eye exercises. It's a special technique made popular by an American about 70 years ago. He wrote a book about it.
 Voice 2: Will I really **see** better?
 Voice 1: Well, people who have tried it have had very good results.

słowniczek i objaśnienia:

- to see clearly** – widzieć wyraźnie
to look carefully – przyglądać się uważnie
 eye exercises – ćwiczenia oczu
 to make popular - spopularyzować

A teraz ćwiczenia ☺

1. Here. (.....?)! Can't you (.....) it?
2. No. My eyesight is really bad. I can't (.....?) anything.
3. Oh, I (.....?).

Odpowiedzi: 1. look. see 2. see 3. see

LESSON 16

look at – look for – look after

- Mother: Where's the baby?! Where is she? Where's Susie? Philip, Philip!!
 Where is she? Come and help me **look for** her!
 Philip: I'm looking! I'm **looking for** her!!
 Mother: Ah, there she is, I've found her. Thank goodness!

*Mother: Hello, Jean? Hi! Mary here. Listen, could you do us a big favour tomorrow night? Could you come and **look after** Susie? We want to go out together. Thanks, that's great.*

*Mother: Ah, **look at** that, Philip. Look at Susie, she's smiling. Ahh.*

*Hugh **Look at** Hughie, isn't he lovely? You know, I nearly lost him once. **Looking back**, I think he was really lucky. One day he just disappeared. I **looked for** him everywhere – I **looked in** the cupboards, I **looked under** the floorboards, I **looked through** all the rubbish. I **looked around** the whole house. Finally, I found him - do you know where? In the washing machine! And the door was closed! I have no idea how he got there. I'll really have **to look into** it. (I **look after** him really well nowadays. I got rid of the washing machine. But I'm not really **looking forward** to washing my clothes by hand.)*

słowniczek i objaśnienia:

to look for – szukać

to look after – opiekować się

to look at – patrzeć na coś/kogoś

to look back – patrzeć na coś z perspektywy czasu, wspominać

to look in/under/through – zajrzeć do czegoś, pod coś, przejrzeć coś

to look around – rozglądać się

to look into – zajmować się czymś, badać coś

to look forward – cieszyć się na coś, czekać na coś

A teraz ćwiczenia ☺

1. I'm not looking (.....?) to going to school tomorrow.

2. Looking (.....?), I've never looked (.....?) to going to school.

3. Look (.....), there's a car coming!

Odpowiedzi: 1.forward 2.back. forward. 3.out

LESSON 17

live - life – live – alive

*Radio Presenter: Hello and welcome to today's programme about **life** on planet Earth. Now, which of the following do you think can expect to have the longest **life** - an elephant, a rhino or a man? Well, an elephant can expect **to live** 60 years, a rhino can expect **to live** 70 years and a man 68 years. But the most important question of all to ask is this: will any of these three still **be alive** here on Earth in the year 3000?*

słowniczek i objaśnienia:

to live – żyć

life – życie

live – [lajv] – pod napięciem (druć), transmitowany na żywo (program, koncert)

alive – żywy, żyjący

zauważ:

alive - nie określa rzeczownika i nigdy przed nim nie występuje. Pojawia się najczęściej w konstrukcjach:

to be alive (żyć, być żywym)

My grandmother is still alive.

to keep alive (utrzymywać kogoś przy życiu)

Doctors managed to keep her alive for a week in spite of her injuries.

to stay alive (pozostać przy życiu)

They had to eat wild berries to stay alive.

A teraz ćwiczenia Ⓢ

1. Let's (.....?) (.....?) to the full.

2. (.....?) and let (.....?).

3. Many people were buried (.....?) in the landslide.

4. Mozart died in 1791, but his music (.....?) on.

Odpowiedzi: 1. live. life 2. live. live 3. alive 4. lives



LESSON 18

come - go

Hank: Hi, Lois. How are you?

Lois: Hank! Hi! I'm fine, fine.

Hank: Listen, I'm here in London at the airport. I'm **coming** home tomorrow night.

Lois: I can't hear you!

Hank: I said, I'm **coming** home! Tomorrow night!

Lois: You're **coming** home tomorrow. Great.

Hank: Can you meet me at the airport in Los Angeles?

Lois: Yeah, sure...

NOISY PUB

David: When are you **going** home, Hank?

Hank: Pardon?

David: I said, when are you **going** home? To Los Angeles?

Hank: Oh! Tomorrow. Yeah, I'm **going** home tomorrow night.

David: How about another drink?
Hank: Oh, thanks!

Słowniczek i objaśnienia:

to come – przyjść

to go – iść

zauważ:

powiemy:

I'm going home – jeśli żadna z osób biorących udział w rozmowie nie znajduje się w domu.

I'm coming home – jeśli jedna z osób biorących udział w rozmowie znajduje się w domu albo mieszka z nami.

A teraz ćwiczenia ☺

1. My boss wanted to know what time I'd be (.....?) home.
2. I said that I was planning to (.....?) home a bit later tonight.
3. I phoned my wife to say that I'd be (.....?) home at 8 p.m.

Odpoowiedzi: **going 2.go 3.coming**



LESSON 19

Bill: This summer I'm crossing the USA from New York to Los Angeles.
Woman: Really?! Are you **driving**?
Bill: No, I'm not **driving** that old car. It's **driven** too many miles this year already. I **drove** that car all the way to Canada last month.
Woman: You're not **riding** your motorbike?!
Bill: No, no.
Woman: Don't tell me, you're **riding** a horse all the way across!
Bill: No.
Woman: Donkey?!
Bill: No, I'm **riding** my bicycle. No one has ever **ridden** a bicycle from New York to Los Angeles before.
Woman: But it says here that someone from India **rode** a bicycle from New York to Los Angeles in 12 weeks in 1984!

Słowniczek i objaśnienia:

to drive – prowadzić (np. samochód), wozić, jeździć

to ride – jeździć, jeździć na czymś

to cross – przejeżdżać, przekraczać, przeprowiać się

a ride – przejażdżka

What do we drive? We drive:

a car

a bus

a taxi

a train

a lorry

to drive somebody mad – doprowadzać kogos do szaleństwa

What do we ride? We ride:

a bike

a motorbike

a horse

a donkey

We go for a ride on a bike, it's called a bike ride

A teraz ćwiczenia ☺

- 1. Can I have a (.....?) in your new car?*
- 2. Will you (.....?) me to the airport?*
- 3. I've never (.....?) a horse in my life.*
- 4. Stop (.....?) yourself so hard.*

Odpowiedzi: 1.ride 2.drive 3.ridden 4.driving

(Stop driving yourself so hard – nie pracuj tak ciężko, nie wymagaj tyle od siebie)

LESSON 20

go on, go in, go by

Male Voice:

Let's go on a ship.

Let's go on a plane.

Let's go on a bus.

Let's go on a train.

On all of these you'll find we're paying.

Female Voice:

Let's go by ship.

Let's go by plane.

Let's go by car.

Let's go by bike.

Let's go by any method you like.

Male Voice: Let's **go in** my car.
Female Voice: Let's **go in** your limo.
Both Voices: Or cheapest of all
 Let's stay at home for dinner.

Słowniczek i objaśnienia;

Mówiąc o środkach transportu używamy czasownika
to go – z przyimkiem

ON albo **BY** albo **IN**

to go by something – kiedy mowa o jakimkolwiek środku transportu
to go on a something - kiedy mowa o płatnych środkach transportu
to go in something – kiedy mowa o prywatnych środkach transportu

zauważ:

- po przyimku **by** nie występuje przedimek, np.
They went by train. (not: a train)
- po przyimku **on** występuje przedimek, np.
They went on **a** train. (not: on train)
- po przyimku **in** występuje zazwyczaj: my, your, his, her, our, etc.
They went in **her** car. They went in **Mary's** car.

A teraz ćwiczenia ☺

1. Let's go (....?) car.
2. Let's go (....?) my car.
3. Let's go (...) a bus.

Odpowiedzi: 1.by 2.in 3.on

LESSON 21

bored – boring

Tim: Sue, did you see the javelin final? Petra Felke threw a record 74.68 metres. It was brilliant!

Sue: But the javelin is so **boring**! All that waiting after each throw. Now what about the marathon? When does it start?

Tim: The marathon? That has got to be the most **boring** thing in the Games. Two hours of watching runner after runner go by...

Sue: Hmph! You wouldn't be **bored** if you were running, Tim.

Hugh: **Boring, boring**, everything is **boring**. Nothing is interesting or exciting any more. Olympic games? **Boring**. Javelin? Mildly **boring**. Marathon? Really **boring**. Oh, I'm so **bored** watching all these people

run and jump and throw things. I'm **bored** sitting in front of the telly hour after hour, day after day. I'm **bored** eating peanuts all the time. I'm **bored** drinking lager all the time. Of course, it wouldn't be **boring** if I were running myself. It wouldn't be **boring** if I were jumping. And it wouldn't be **boring** if I were throwing things... Let me just throw this empty can of lager out of the window... Oops.

Słowniczek i objaśnienia:

bored – znudzony

boring – nudny

javelin – oszczep

a throw – rzut

to throw - rzucać

the Games – tu: igrzyska

A ponadto:

boredom – nuda

a bore - nudziarz

telly – (potocznie) telewizor

peanuts – orzeszki ziemne

lager – piwo (jasne)



A teraz ćwiczenia ☺

1. I'm (.....?) out of my mind.
2. Why do I find everythig so (.....?)
3. I wouldn't be so (.....?), if everything wasn't so (.....?)

Odpowiedzi: 1.bored 2.boring 3.bored. boring

LESSON 22

interested – interesting

Shop Asst: Good morning, sir. Can I help?
 John: Yes, I'm flying to Los Angeles tomorrow and I want something to read on the flight.
 Shop Asst: Yes, sir. We have a very **interesting** book on politics in the USA.
 John: Mmm, no. I'm not really very **interested** in politics, I'm afraid.
 Shop Asst: Very well. How about something on American football- this one about the Los Angeles team looks **interesting**.
 John: Mmm, no not really. I'm not very **interested** in sport, I'm afraid.
 Shop Asst: Very well, then. A guide book to California, perhaps?
 Are you **interested** in California, sir?

John: Oh, yes. I'm **interested** in California... but I'm not very **interested** in guide books, I'm afraid.
Shop Asst: No, sir....

Słowniczek i objaśnienia:

interested – zainteresowany

interesting – interesujący

to fly – lecieć samolotem

flight – lot

guide book (to) – przewodnik (po)

zauważ:

Interested

pojawia się w towarzystwie czasownika **to be** oraz przyimka **in**

To be interested in something or somebody

Np. *I'm interested in American football.*

I'm also interested in my friend's girlfriend.

Interesting

Jako przymiotnik pojawia się zazwyczaj przed rzeczownikiem

Np. *She's a very interesting girl.*

A ponadto:

Something **is interesting**

You **think it is interesting** - or

You **find it interesting**

Np. *Is American football interesting?*

I don't think it is interesting.

I don't find it interesting at all.

I dodajmy do tego jeszcze czasownik:

to interest – interesować

Np. *American football doesn't interest me.*

A oto inne wyrazy tego typu:

bored – boring

disappointed – disappointing

excited – exciting

relaxed – relaxing

tired – tiring

worried – worrying, etc.

A teraz ćwiczenia ☺

1. I'm (..... ?) in (.....?) people.
2. (.....?) people (.....?) me.
3. I'm only (.....?) in people, who find me (.....?).

Odpowiedzi: 1.interested. interesting 2.interesting. interest 3.interested. Interesting

LESSON 23

another – the other

Peter: Would you like a chocolate, Angela?
Angela: Oh, yes please. Thank you.
Peter: Would you like **another** chocolate?
Angela: Mmm, yes. Thanks.
Peter: **Another** one?
Angela: Er... yes, alright. Thank you.
Peter: **Another**?
Angela: Well...
Peter: Come on, there are only two left. The strawberry cream?
Angela: Er, no... I'd prefer **the other one** actually - the plain one.
Peter: But **the other one** is my favourite.
Angela: Fine. OK, I'll have the strawberry one and you have **the other**... Er, actually, no... , no.... no thank you, Peter.

Słowniczek i objaśnienia:

another – inny, drugi, jeszcze jeden

the other – inny, drugi (kiedy do wyboru są tylko dwie rzeczy lub osoby)

Po obu wyrazach występuje często zaimek bezosobowy **ONE**, zastępujący rzeczownik. Używamy go w celu uniknięcia powtórzenia.

Np. *Is one example enough or would you like another one?*

zauważ:

the other day – pewnego dnia

another time – innym razem

on the other hand – z drugiej strony

A teraz ćwiczenia ☺

1. I've got two dresses to wear. I like this one, but my boyfriend, on the (....?) hand, prefers the (....?) one. I think 'll go and buy yourself (.....?) one.
2. I saw him in the street the (....?) day, with yet (.....?) girlfriend..
3. Anyway, I'll speak to you about it (.....?) time.

Odowiedzi: 1.other. other. another 2.other. another 4.another

LESSON 24

for – since

Reader: How long have we been here on Earth?
 For minutes...
 For months...
 For days...
 For years... ?

 How long have we been here on Earth?
 Since five...
 Since Friday...
 Since February...
 Since the Fall... ?

 How long have we been here on Earth?
 It doesn't really matter to the Earth at all.

Słowniczek i objaśnienia:

for – przez, od (okres czasu)

since – od (moment w przeszłości)

zauważ:

Oba przyimki pojawiają się regularnie w czasie *Present Perfect*, ponieważ czasu tego używamy mówiąc o czynnościach lub stanach, które trwają już od pewnego czasu (**for**) albo zaczęły się w pewnym momencie w przeszłości (**since**) i też nadal trwają. Np.

*I've lived in London **for a year/for a month/a long time, etc.***

*I've lived in London **since 1999/since last year/ since I was a child, etc.***

Pojawiają się one także w czasie *Past Perfect* kiedy mowa o odcinku czasu (**for**) lub konkretnym momencie w przeszłości (**since**).

A teraz ćwiczenia ☺

1. He's lived here (...?) many years, ever (...?) he can remember.
2. I had lived in Poland (...?) 20 years before I came to England.

3. *I've been to Poland many times (....?) then.*

Odpowiedzi: 1.for. since 2.for 3.since

LESSON 25

put on – take off

Mary: *Which hat shall I wear, Andrew?*
Andrew: *Mmmm.. **put** the red hat **on**.*
Mary: *OK. There. How's that?*
Andrew: *Erm.. No, it's terrible - **take** the red hat **off**. **Put** the blue hat **on**.*
Mary: *OK. And?*
Andrew: *No... no. **Take it off**. **Put** your new hat **on**.*
Mary: *My new hat... ?! There.*
Andrew/Mary: *No, **take it off**!*
Mary: *OK, then. I won't wear a hat.*
Andrew: ***Put** the red hat **on** again.*
Mary: *Andrew!*

Hugh: *I'll tell you what she did once. She put a red hat on, she put green socks on – she didn't have much else on, you know. Oh, yes, she put lots of make-up on. Then she put on some garage music, that crazy music she likes. And she started dancing in front of the mirror. She didn't know I was watching.*

Słowniczek i objaśnienia:

to put on – włożyć (również: włączyć, nastawić)

to take off – zdjąć

to wear – nosić, włożyć, być w coś ubranym

zauważ:

*Przymyki **ON** i **OFF** pojawiają się na ogół na końcu zdania, po dopełnieniu:*

Put it on!

Take it off!

Put your hat on!

Take your hat off!

Jeśli powiemy

Take off your hat

umieszczając przymek przed dopełnieniem, zabrzmie to nieco bardziej formalnie.

Here are some things you can **PUT ON**

clothes - ubranie

glasses - okulary

make-up – makijaż

record - płytę

kettle - czajnik

heating - ogrzewanie

silly face – głupią minę

And here are some things you can **TAKE OFF**

clothes

glasses

days off work – dni wolne (wziąć)

a product off the market – produkt z rynku (wycofać)

your head off my pillow – twoją głowę z mojej poduszki (zabrać)

ale...

make up – you remove

kettle and heating – you switch off

silly face – you stop making

A teraz ćwiczenia ☺

- 1.(.....?) your smelly socks (...?), otherwise I'll have to (.....?) a gas mask (...?).
2. Remember to (.....) your clothes (.....?) before you go to bed.
3. Don't forget to (.....) your clothes (...?) before you go out.

Odpowiedzi: 1. take. off. put. on 2. take. off 3. put. on

LESSON 26

game, match, play

- Luke:** Is it an indoor **game** or and outdoor **game**?
- Ben:** Usually an indoor **game**.
- Luke:** Is it a ball **game**?
- Ben:** Yes, it is.
- Luke:** Is there a lot of fast **play**?
- Ben:** Oh yeah - it's fast, very fast.
- Luke:** And is it a team **game** or an individual sport?
- Ben:** Oh, a team **game**, yes.
- Luke:** Do they **play matches** in the Olympic Games?
- Ben:** Oh, yeah.

Luke: And the players are usually really tall?
Ben: Yeah.

Słowniczek i objaśnienia:

game – gra, dyscyplina sportu, partia (np. a game of tennis – gra w tenisa, board game – gra

planszowa, a game of chess – partia szachów)

games – zawody, rozgrywki (The Olympic Games – Igrzyska Olimpijskie)

match – mecz

play – gra (zwłaszcza jej charakter, np. fast play, fair play)

to play – grać

indoor games – zawody halowe

outdoor games – dyscypliny sportu uprawiane na wolnym powietrzu

ball game – gra w piłkę

team game – gra zespołowa

individual sport – konkurencje indywidualne

to play matches – rozgrywać mecze

basket ball – koszykówka

A teraz ćwiczenia

1. Let's (.....?) a different (.....?)
2. Stop (.....?) silly (.....?) with me.
3. Poland beat England 10-0. It was a great (.....?)!

Odpowiedzi: 1.play. game 2.playing. games. 3.match or game

LESSON 27

travel, journey, voyage

Quiz Master : Who made the first sea **voyage** to Australia from Europe?

Contestant : Ahh! Captain Cook.

QM: Wrong. It was William Dampier. What's the name of the spaceship the Americans sent in the 70's on a **voyage** to the planets and it's still **travelling**?

C: Challenger.

QM: Wrong. It was Voyager II.

Who said **travel** is the best way to educate people?

C: Pass.

QM: How long does the **journey** by train take through the tunnel between France and England?

C: About thirty minutes.

QM: Correct.

Who went on a bicycle **journey** from Europe to China?

C: Nick Danziger.
QM: Correct. That's the end of round one.

Słowniczek i objaśnienia:

voyage – podróż morska albo kosmiczna (ale również: **space travel, space journey**)

travel – podróż, podróżowanie (w sensie ogólnym – np. podróże kształcą)

journey – konkretna podróż (z A do B, albo np. pociągiem, autobusem)

a journey from A to B

a journey by train – a train journey

a journey by bus – a bus journey

zauważ:

journey – użyjemy też mówiąc o różnych aspektach podróży, np. *a long journey, a comfortable journey, a tiring journey*

A teraz ćwiczenia ☹

1. (.....?) broadens the mind.
2. Titanic sank on its maiden (....?)
3. You came here by train. Did you have a nice (.....?).

odpowiedzi: 1.travel 2.voyage 3.journey

LESSON 28

travel, journey, trip, tour (excursion)

Presenter : Hello and welcome to the programme. Today we'll be talking about **travel** and we'll hear about Jesse Rosdail from Illinois, USA. Jesse Rosdail **travelled** to more countries and territories in his life than anyone else. He went on long and short **trips** - sometimes by train, sometimes by plane and sometimes by ship. He never stayed very long in one place and in total he made **trips** to 215 countries and territories.

zauważ:

travel – to rzeczownik niepoliczalny (wszystkie inne – voyage, journey, trip, tour, excursion - są policzalne)

journey – może być długa, np.

a journey across Africa

albo krótka, ale powinna w odbywać się w miarę regularnie, np.

a journey to work

trip

to wycieczka zakładająca powrót do miejsca wyjazdu, np.
a baot trip
a school trip
a business trip

tour

to wycieczka krajoznawcza, np.
a sightseeing tour – zorganizowana i grupowa wycieczka krajoznawcza z przewodnikiem
a guided tour – wycieczka z przewodnikiem (też na ogół grupowa)
a coach tour – wycieczka autokarem (krajoznawcza, zbiorowa, z przewodnikiem)

excursion

to krótka wycieczka zbiorowa. Słowa tego rzadko używa się w mowie potocznej, najczęściej pojawia się ono w reklamach biur podróży, np.: „A full-day excursion by coach to Windsor Castle.”

A teraz ćwiczenia ☺

1. I don't like organized (.....?)
2. When I was at school, I had to go on school (.....?), and now I have to go on business (.....?).
3. I like to (.....?) on my own and go on as many (.....?) as I like and where I like.

odpowiedzi: 1.tours 2.trips. trips. 3.travel. trips/journeys



LESSON 29

sail, fly, drive, walk

Compere : Good evening. Are you ready?
Contestant : Yes.
Compere: What did the Wright Brothers **fly** in 1903?
Contestant: Orville Wright **flew** a power driven plane 36 metres.
Compere: Correct. How far did the commercial sailing ship - Champion of the Seas - **sail** in one day?
Contestant: Ummm! It **sailed** 856 kilometres in 24 hours in 1854.
Compere: Correct. The longest trip in a taxi was in 1981. How far did the taxi driver **drive**?
Contestant: He **drove** about 12,000 kilometres through ten countries.
Compere: Correct again. You have three points.

Słowniczek i objaśnienia:

to fly – latać, sterować, pilotować

to sail – pływać, żeglować

to drive – prowadzić (a car, bus, taxi, lorry, etc.), jeździć, wozić

zauważ:

fly

you fly by plane

a pilot flies the plane (or: pilots the plane)

sail

the ship sails

when you go by ship – you sail, too

drive

Can you drive? (Czy masz prawo jazdy? Czy umiesz prowadzić samochód?)

Can you drive me home? (Czy możesz mnie zawieźć do domu?)

Can you drive slowly, please. (Czy możesz wolniej jechać.)

You drive me mad – (Oszaleć z tobą można)

Go and walk

you go on foot – chodzisz na piechotę

you go walking – odbywasz piesze wycieczki

you go trekking – jeśli są dłuższe i bardziej forsowne

you go for a walk – chodzisz na spacer

you walk somebody home – odprowadzasz kogoś do domu

you walk the dog – wychodzisz z psem na spacer

A teraz ćwiczenia ☺

1. *I'm a great walker. Last year I went (.....?) in the Tatra Mountains.*

2. *Your (.....?) (.....?) me mad.*

3. *OK, OK, calm down. Don't (.....?) off the handle so easily.*

Odpowiedzi: 1.walking 2.driving. drives 3.fly

LESSON 30

treat, heal, cure

Aborigine:

*When my father was a boy he'd never heard of any of the modern drugs that Western doctors use **to cure** diseases.*

Son:

So, what did he do when he cut himself or broke a bone?

A:

Well, he'd cover the cut skin or wound with mud from a nearby river...

S:

*But that would make it get worse. It would never **heal** cuts.*

- S: *No. The mud has natural products that can **heal** as well as modern drugs.*
- S: *What about diseases?*
- A: *Well, there was a witch doctor who could **cure** many illnesses with plants.*

Słowniczek i objaśnienia:

drug – lek, lekarstwo, środek farmakologiczny
(modern drugs, homeopathic drugs)

to treat – leczyć (czymś - pacjenta, chorobę)
(Homeopaths treat diseases with homeopathic drugs)

treatment – leczenie, kuracja

to cure – wyleczyć, wykurować
(A disease may be treated with drugs, but not always cured)

the cure – (skuteczny) lek

to heal – leczyć, goić się (The wound is healing well)
także: leczyć metodami niekonwencjonalnymi (np. bioprądami)
(Healers can heal with bio-energy)

healing – (rzecz.) leczenie metodami niekonwencjonalnymi
(przym.) kojący, uzdrawiający (healing touch, healing music)

zauważ:

you get better – kiedy stan zdrowia się poprawia

you get worse – kiedy stan zdrowia się pogarsza

you fall ill/become ill – kiedy zachorujesz

you are well again – kiedy znów dobrze się czujesz

A teraz ćwiczenia ☺

1. The wound was (.....?) with an antiseptic and it (.....?) very quickly.
2. Nobody has found (....?) for the common cold yet.
3. He got (.....?) for AIDS, but he wasn't (.....?).

odpowiedzi: 1.treated. healed 2.the cure 3.treatment. cured

LESSON 31

plate, dish, course

Interviewer: *So, what are the main differences between Western and Eastern food?*

Chef: *Well, Western food often has three **courses**. So you can have soup first and then meat and vegetables as the main **dish**. The sweet is last.*

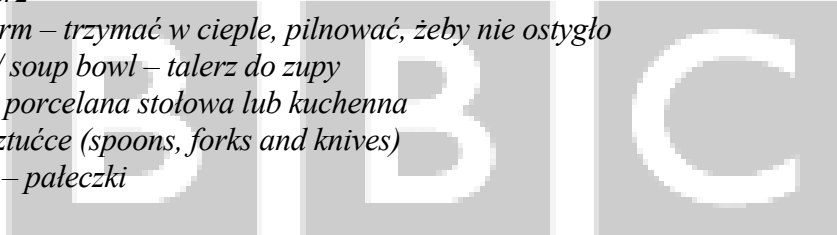
Interviewer: *What about Eastern food?*
 Chef: *All the **dishes** are served at the same time. So there is no special order for eating soup, vegetables, meat and rice.*

Interviewer: *And what about serving the food?*
 Chef: *Well with Western food the main **dish** is usually served on plates but sweets and soups are served in **dishes**. Eastern food uses lots of smaller **dishes** for everything. The **dishes** keep the food hot.*

Interviewer: *So, Western food served on large flat **plates** gets colder quicker.*
 Chef: *Exactly.*

Słowniczek i objaśnienia:

food – jedzenie, żywność
course – danie (main course – główne, three course meal – posiłek z trzech dań)
dish – danie, potrawa, półmisek, naczynie
the dishes – naczynia do zmywania
dishwasher - zmywarka
the sweet – deser
plate – talerz
to keep warm – trzymać w cieple, pilnować, żeby nie ostygło
soup plate/ soup bowl – talerz do zupy
crockery – porcelana stołowa lub kuchenna
cutlery – sztucce (spoons, forks and knives)
chopsticks – pałeczki



zauważ:

*you can **eat** a dish – or – you can **wash** a dish*
*but - you can **have** a three course meal, or*
*you can **have** (for example) steak for the main course*

A teraz ćwiczenia Ⓢ

1. *I'll have fish for the main (.....?)*
2. *Fish is my main (.....?).*
3. *I don't want this fish in a dirty (.....?).*

odpowiedzi: 1.course 2.course/dish 3.dish.

LESSON 32

brand, make, mark

Interviewer: *How easy is it to buy a Persian carpet?*

*Expert: Well, not so easy. If you want to buy a shirt, you simply look at the collar to see which **brand** or **make** it is. If you want to buy a car, the **make** is always easy to see. In fact, today many **makes** and **brands** are international and well known. Now, if you want to buy a Persian carpet, there are no **makes** or **brands** to help you judge the quality.*

Interviewer: So what advice can you give me?

*Expert: Because Persian carpets are all handmade, you have to look and see if they are made of wool or silk. Also make sure there are no dirty **marks**, like oil stains, as this will reduce the value.*

Słowniczek i objaśnienia:

brand – znak firmowy

make – firma, marka

mark – plama, ślad

stain - plama

collar - kołnierzyk

to judge – osądzać, ocenić

quality – jakość

handmade – ręcznie robiony

zauważ:

When we say 'brand' we tend to think of the product

When we say 'make' we tend to think of the manufacturer

'brand' i 'make' są często wymienne, ale...

- *'make' jest częściej używane w mowie potocznej*
- *'brand' brzmi bardziej formalnie*
- *'brand' oznacza również gatunek towaru, np. a brand of vodka, a brand of cigarettes, a brand of coffee*
- *w odniesieniu do samochodu, motocykla czy roweru użyjemy zawsze 'make'*
- *'mark' nigdy nie oznacza 'marki'*

*Oto przykłady plam (**marks and stains**)*

greasy mark, dirty mark, finger mark, oil stain, blood stain, coffee stain

A teraz ćwiczenia ☺

1. Which particular (....?) of whisky do you like best?

2. I love your trainers. What (....?) are they?

3. You've left greasy finger (....?) on my brand new T-shirt!

Odpowiedzi: 1.brand 2.make 3.marks

LESSON 33

actual, current, present

Studio : Do we know how the bush fires outside Sydney started?
Reporter : We are still not completely sure about the **actual** cause of the fires. Some reports say that some crazy people started the fires. Other reports say that they started naturally because of the hot, dry weather.
Studio: What's the **current** situation?
Reporter: At the moment the fires are out of control. If the wind stops, then we can stop the fires. It seems that the **present** system of fire control is still the best way, but bad weather conditions can make it a very slow process.

Słowniczek i objaśnienia:

actual – faktyczny, rzeczywisty

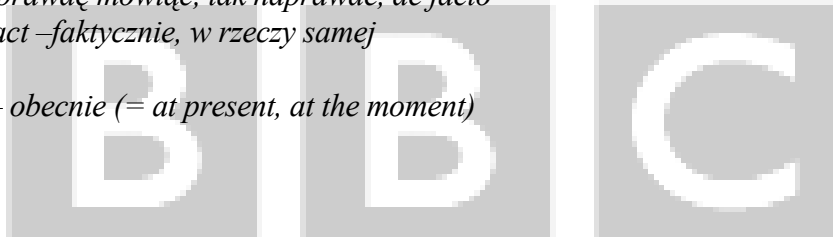
current – aktualny, bieżący

present – obecny

actually – prawdę mówiąc, tak naprawdę, de facto

in actual fact – faktycznie, w rzeczy samej

currently – obecnie (= at present, at the moment)



zauważ:

- ‘current’ to obecny stan przejściowy, który wkrótce może ulec zmianie
(current situation/development/ event/ affairs/ year)
- ‘present’ - to bardziej trwały stan obecny
(present situation/owner of the house/education system)
- ‘actually’ używamy w mowie potocznej w celu zwrócenia uwagi na to, co mówimy albo grzecznego poprawienia rozmówcy
(Hm...er... Actually, I don't think you're right)

A teraz ćwiczenia ☺

1. What were his (....?) words?
2. (....?), that's not what he said.
3. I've got no money in my (....?) account.

Odpowiedzi: 1.actual 2.actually 3.current

LESSON 34

for, during, while

Presenter : *OK. Now, I am going to give you some information about a famous rock star. He began playing the guitar **during** his student days. **During** this time he joined a group and **for** 10 years they were very popular. In 1970 he moved to New York with his second wife. **During** their stay in New York they had a son. In 1980 he made his last album. Soon after he was shot dead by a fan outside his New York apartment.*

Presenter: *Elvis was born in 1935 in Mississippi. He learned to sing as a child **while** he visited church with his parents. **During** his student days at high school he became seriously interested in music. In 1955 he took his guitar to recording studios in Memphis. **While** he was there he recorded his first two songs. **During** the next few years he became popular all over the world. He made many Hollywood films as well as records **during** his career.*

Słowniczek i objaśnienia:

for – przez (pewien okres czasu)

during – podczas, w czasie, w ciągu

while – podczas gdy

zauważ:

- *po przyimku FOR występuje z reguły mniej lub bardziej konkretny odcinek czasu (for 10 years, for 5 minutes, for ever)*
- *po przyimku DURING określenie czasu jest zazwyczaj opisane (during my student days, during my stay in England, during my visit to London)*
- * *po przyimku WHILE pojawia się zazwyczaj podmiot zdania (while I was a student, while I stayed in England....., while I visited London..., etc.)*

A teraz ćwiczenia ☺

- 1. I lived in London (....?) 5 years when I was a student.*
- 2. I learned to speak English (....?) my stay there.*
- 3. I learned to speak English (....?) I was there.*

odpowiedzi: 1.for 2.during 3.while

LESSON 35

raise, rise

Hugh: *Yes, I decided to ask my employer for a pay **rise**. You see, the cost of living is **rising** all the time. Prices **rose** 10% last month. Fuel bills have **risen** three times this year. I've got children **to raise**. I've got the whole family **to raise**. To be honest, my expectations are **rising** too. I don't want to get up at **sunrise** every day. I don't want to **raise** my head from the pillow at dawn every morning. I want a nice pay*

*rise and a good job, where I can **rise** through the ranks quickly and become well, you know, managing director, preferably.*

*So, I decided to **raise** the subject with my boss. I knocked on his door. He **rose** to his feet when I entered and he smiled at me. 'Good' – I thought. My spirits **rose**. To be quite honest, so did the hair on my head. Yes, it **rose**, too. You see, after all, I was going to **raise** a delicate matter. I sat down and I **raised** the subject.
(I got a two pound **rise**.)*

Słowniczek i objaśnienia:

to raise – podnosić (coś)

to rise – podnosić (się)

pay rise – podwyżka (płacy)

cost of living – koszt utrzymania

prices – ceny

fuel bills – opłaty za ogrzewanie

to raise - (o dzieciach, rodzinie) wychowywać, utrzymywać; (o zwierzętach) hodować

sunrise – wschód słońca

to rise through the ranks – wspiąć się po szczeblach drabiny zawodowej, zrobić karierę

to raise the subject/matter – poruszyć temat/sprawę

he rose to his feet – wstał

zauważ:

you can RAISE:

your leg, your arm, your head

your standards

the alarm

hell

the subject

children

animals

your employer can RAISE:

your salary

the government can RAISE:

taxes

prices

expectations, too

what can RISE?

the sun

the moon

hot air
hopes
expectations
prices
bus fares
your spirits
the hair on top of your head

and you rise – from your bed, every morning

i jeszcze zauważ!


prices RISE - but the government RAISES prices (then we have a price rise)
your salary may RISE – or your employer may RAISE your salary (then you get a pay rise!)
your hopes may RISE – but somebody may RAISE your hopes

A teraz ćwiczenia ☺:

1. Inflation (.....?) again last month.
2. They've (.....?) petrol prices again.
3. Petrol prices have (.....?) again.

odpowiedzi:

1. rose 2. raised 3. risen



LESSON 36

old, antique, ancient

- Compere: The first question is - can tourists buy **ancient** vases and take them back to their own country?
- Contestant: No, because things from early times, such as **ancient** vases belong to national museums. They are not for sale.
- Compere: Correct. Question two. If you buy **antique** jewellery, ornaments or furniture in an **antique** shop, how old do they have to be before you can say they are **antique**?
- Contestant: Emm... Fifty years?
- Compere: I'm sorry. **Antique** things have to be 100 years **old** or more. This is your final question. If somebody speaks modern Greek, how much **ancient** Greek can they understand?
- Contestant: Very little, because the meaning of most words has changed during the last two thousand years.
- Compere: Well done.

Słowniczek i objaśnienia:

old – stary

ancient – starożytny, starodawny

antique – antyczny, zabytkowy (w odniesieniu do przedmiotów, które powstały ponad sto lat temu)

vase – waza

furniture – meble

jewellery – biżuteria

modern – współczesny

zauważ:

mówimy:

ancient history, culture, language, civilization

antique shop, furniture, jewellery, works of art

ale:

starożytność – to – antiquity (=the ancient times)

rownież zabytek pochodzący z epoki starożytnej – to - antiquity

ludzie starożytności – the ancients

*antique – może być przymiotnikiem (an antique shop)
albo rzeczownikiem (to collect antiques)*

antics – to: wygłupy, błazenada

A teraz ćwiczenia ☺:

1. I would like to know more about the culture of the (antique, ancient, old) Greece.

2. This is an (old, antique, ancient) ring, that's why it's so expensive.

3. The term (ancient, old, antique) history refers to the times before the fall of the Roman Empire.

LESSON 37

study, learn, read

*Male: What subject did you **study** at college?*

Female: Anthropology.

Male: Anthropology? What is anthropology?

*Female: You **study** the political and religious systems of different people around the world.*

*Male: Who did you **study**?*

*Female: I **studied** the Yanomami Indians. They live in the Amazon jungle in Brazil.*

*Male: Did you have to **learn** some words in the Yanomami language?*

*Female: Yes. I **learnt** a few words but my memory isn't so good. I have forgotten most of them.*

Male: *I know what you mean. I had to **learn** lists of vocabulary at school.
Now I can't remember anything.*

Słowniczek i objaśnienia:

to study – studiować, uczyć się, wpatrywać się

to learn – uczyć się, dowiadywać się (learnt – learnt albo learned – learned)

to read – tu: studiować

you study:

at university

English, law, history, etc.

Indians and their culture

for the exam (uczysz się/przygotowujesz do egzaminu)

hard

something very carefully (uwaznie się przypatrywać)

you learn:

English

grammar

spellings

about problem words

peoples' names

times tables

a lot

nothing

hard

by heart (na pamięć)

a lesson (masz nauczkę)

how to cook (gotować)



to learn może też znaczyć – dowiedzieć się

I've just learnt that I've won a million!

*If you studied and read a lot you are a **learned person**.*

to read = to study

e.g. I read law at Oxford.

(nieco przestarzałe)

A teraz ćwiczenia ☺:

1. *Although I (studied, learnt, read) English at university ...*
2. *... I (studied, learnt, read) about other languages, too.*
3. *If you look for a meaning that is not openly stated you are (studying, learning, reading) between the lines.*

LESSON 38
let, rent, hire

*Hugh: If you're looking for a room to **rent**, look for a sign saying 'rooms to **let**' or – better still – buy a local paper and look up a section called 'rooms **to let**' or 'property **to let**' or – simply – '**lettings**'. Alternatively, you can go to a local **letting** agent and tell him that you want to **rent** a room.*

*Hugh: Many people **let out** rooms in their houses to students or foreign visitors, so finding a room to **rent** shouldn't be too difficult. Paying **the rent** could be difficult though. **The rents** in London are usually very high.*

*Hugh: So, what do you do if you want to **rent** something or - **hire** something or somebody? If you want to **rent** a room you look for a sign – rooms to **let**. Or you go to a **letting** agent, remember? But what do you do if you want to **hire** a bike? You look for a sign – bikes **for hire**. Similarly, if you want to **hire** a car – or **rent** a car - you look for a sign – '**car hire**' – or '**car rental**' or '**rent a car**'. And if you want to **hire** a person to work for you, fine – but – remember – never **rent** anyone.*

Słowniczek i objaśnienia:

to let – wynajmować (komuś)

to rent – wynajmować (komuś, od kogoś, sobie)

to hire – wypożyczać, (o osobie) zatrudniać (na krótki okres)

letting agency – agencja mieszkaniowa

lettings – wynajmowanie (pokoi/mieszkań/domów)

zauważ:

yo rent a room – wynajmujesz pokój u kogoś

they rent it (out) - or - let it (out) to you – oni tobie wynajmują pokój

you pay the rent – płacisz czynsz

they collect the rent – pobierają czynsz

to let – for hire

flats to let – mieszkania do wynajęcia

but ...

bikes for hire – rowery do wypożyczenia

bike - you hire ('bikes for hire')

car - you hire or rent ('car hire', 'car rental', 'rent-a-car')

person - you hire (e.g. a private detective, a lawyer, a secretary, etc.)

A teraz ćwiczenia ☹:

1. I fired a lawyer whom I had (rented, let, hired) just two days ago.
2. Shall we (let, rent, hire) a cottage in the south of France this summer?
3. I have no money; I must (let, rent, hire) out the spare room.

LESSON 39

pupil, student, graduate, undergraduate, postgraduate

Hugh: ***Pupils** go to school. **Pupils** learn at school. When they're four they go to infant school, when they are 7 – they start junior school. After they've finished junior school, they go to secondary school. They take O-levels at the age of 16. They can leave secondary school at the age of 16. But most **pupils** stay at school. They study for their A-levels. At the age of 18 they take their A-levels and leave school for good.*

Hugh: *School leavers either go into higher education or go to work. Those who decide to go into higher education apply for a place at university or college. They become **students**. Sometimes they decide to wait a year before they go to university or college. They take a gap year and go travelling all over the world. Those who decide to go into employment become employees. They go to work and earn money.*

Hugh: *So, do you remember what you did when you were a **student**? You left home, probably. You got drunk, you had fun, and you skipped lectures. In your free time you probably also studied. While you were studying for your first degree – you were an **undergraduate**. When you finished studying for your first degree – you **graduated**. You became a **graduate**. You got your first degree. If you decided to continue your studies – do research for a PhD or go on a **postgraduate** course for example – you became a **postgraduate**.*

Słowniczek i objaśnienia:

pupil – uczeń

undergraduate – student, który nie otrzymał jeszcze dyplomu (magistrant, licencjant)

graduate – absolwent (magister, licencjat)

to graduate – ukończyć studia

postgraduate – student podyplomowy, z tytułem akademickim (doktorant)

infant school – niższy oddział szkoły podstawowej (4-7 lat)

junior school – szkoła podstawowa (7-11 lat)

secondary school – szkoła średnia (11-16 lat. Po zdaniu egzaminów O-levels, w wieku 16-tu lat otrzymuje się GCSE – General Certificate of Secondary Education - świadectwo ukończenia szkoły średniej).

sixth form (college) - (16-18 lat. W wieku 18-tu lat zdaje się egzaminy A-levels. Stopnie decydują o tym, na jaki uniwersytet student zostanie przyjęty).

a gap year - rok przerwy między ukończeniem szkoły średniej (A levels) i podjęciem studiów

degree - stopień naukowy

PhD - doktorat

zauważ:

you start school

you go to school

you learn at school

you miss school (opuszczasz lekcje)

you finish school

you leave school

you apply for a place at university

you become a student

you start university - or

you may decide to take a gap year

you go to university

you study at university

you study for your first degree

you're called an undergraduate

then you get a degree

you graduate

you are a graduate

after graduation ...

you may decide to go on a postgraduate course

when you finish it – you become a postgraduate

graduation – ukończenie studiów wyższych

graduation (ceremony) - uroczystość nadania dyplomów akademickich

A teraz ćwiczenia ☺:

1. *When I studied for my first degree I was (an undergraduate, a graduate, a postgraduate).*
2. *When I finished my studies I was (an undergraduate, a graduate, a postgraduate).*
3. *When I went on a postgraduate course I was (an undergraduate, a graduate, a postgraduate).*

LESSON 40

used to, be used to, get used to, to use

Hugh: *When I was young, I mean – really really young – I **used to** do all sorts of things. I **used to** go to discos and dance all night, I **used to** drink like a fish – and I **used to** get quite drunk. Oh, I **used to** have so much fun! And I never **used to** do drugs. Honest. But now – everything has changed. Now I don't go to discos anymore, I don't dance all night, I don't drink like a fish well, just a bit, but I definitely don't do drugs. **I'm used to** a completely different lifestyle now.*

Hugh: ***I'm used to** a different lifestyle now. **I'm used to** staying at home. **I'm used to** being on my own. **I'm used to** my own company. **I'm used to** peace and quiet. And **I'm used to** my cat sitting on my lap. But I can't **get used to** getting up at 7 in the morning!*

Słowniczek i objaśnienia;

to use – używać, korzystać, skorzystać, wykorzystywać

to be used to – być przyzwyczajonym

to get used to – przyzwyczajać się

*used to – wyrażenie, którego używamy mówiąc o czynnościach lub stanach, które odbywały się regularnie w przeszłości, ale już się nie odbywają.
(e.g. I used to cry a lot when I was a child).*

zauważ:

to use – to czasownik regularny (use - used – used) [ju:z, ju:zd, ju:zd]

use – może też być rzeczownikiem (What's the use [ju:s] of all this?)

forma 'used to' nigdy się nie zmienia w zdaniach twierdzących. Zmienia się jedynie po DID w pytaniach i przeczeniach:

She used to....

Did she use to...?

She didn't use to...

to be used to – zmienia się w zależności od czasu i osoby (I am used to..., we were used to..., etc.)

to get used to – może się pojawić w formie ciągłej (e.g. I'm slowly getting used to my new lifestyle).

**'zet' słychać tylko w czasowniku 'to use' i jego formach*

*** we wszystkich innych wyrażeniach (used to, be used to, get used to, use-rzeczownik) słychać bezdźwięczne 'es'*

A teraz ćwiczenia ☺:

- 1. Come on, (use, be used to, get used to) your head, do these exercises.*
- 2. I (am used to, used to, got used to) use people when I was younger.*

3. Now I (used, used to, am used) to being used myself.

LESSON 41

last, take

Hugh: You see, I started this new job in the meteorological office. I prepare weather forecasts. Once I said that the bad weather would **last** three days maximum – it **lasted** the whole month. Another time I said a storm would **last** a month – it only lasted two hours. And when I said that the rain wouldn't **last** five minutes, it rained the whole week. I don't think I'll **last** long in this job. I hope they won't sack me though – I haven't got enough money to **last** me till next week.

Hugh: Yes, it **takes** me a long time to get to work. The journey to work **takes** me an hour, at least. First I take a bus to the tube station – the bus takes about 20 minutes. Then I have to wait for the tube. The tube doesn't **take** long – it takes about 20 minutes. But then I either have to take another bus – or walk. I prefer to walk, although it **takes** longer. It **takes** about 20 minutes, whereas a bus would **take** 5 minutes perhaps. But waiting for the bus can **take** a long time. The thing is, the whole journey from home to work **takes** a long time. It **lasts** such a long time! I'm on my last legs when I arrive at work.

Hugh: As you can see, my journey to work **takes** a long time. My journey home **takes** an hour, too. It **lasts** for an hour. No wonder I'm on my **last** legs when I get home. No wonder I have to **take a nap** when I get to work. Goodnight.

Słowniczek i objaśnienia:

to last – trwać (również: starzczać)

to take – trwać (w sensie: ile czasu coś zajmuje)

weather

rain

they last

storm

hurricane

love

marriage

they last

relationship

concert

theatre play

radio programme

they last

you (in your job)

money
salary

to take

you can take a long time/ 5 minutes/ ages – to do something
something can take a long time/ 5 minutes/ ages

e.g.

My journey to work takes an hour.

It takes me an hour to get to work.

The bus takes 20 minutes, the tube takes another 20 minutes and it takes me 20 minutes to walk.

It takes a long time.

It takes too long!

It takes ages!!!

to take a bus/train/taxi – jechać/'złapać' autobus/pociąg/taksówkę

last – znaczy też: ostatni (I'm on my last legs – jestem na 'ostatnich' nogach, czyli ledwo trzymam się na nogach)

to take a nap - zdrzemnąć się

to sack – zwolnić/wyrzucić z pracy

A teraz ćwiczenia ☺:

1. My marriage didn't (take, last, lasted) long.
2. It (last, took me, did not last) 2 years to get a divorce (and she took all my money!)
3. How long does it (last, take, happen) to go by bus from London to Warsaw?

LESSON 42

bath, bathe, sunbathe

Hugh:

Here I am in the bathroom, **having a bath**. Mmm...The bathroom is nice – it's so big and light, **bathed** in sunlight! Mmm, and **the bath** is nice. A nice big **bath**. I like big **baths**, they're so comfortable. Mmm... What's this? Oh, **bath** oils. They smell nice. And this? – 'Foam **bath**'! Yes! I love bubbly **baths**. Let's put some in. Mmm... Lovely soapy **bath**... I quite like **to bath**, really. **Having a bath** is nicer than **bathing** in the sea – especially on a cold day. Uh, in England, the water is so cold! Swimming in the sea is fun, though. Very refreshing, especially after you've been **sunbathing** for hours, **bathed** in sweat. That's not nice at all. OK. Now, let's give the teddy a little **bath**, too. No? Why not? You want to go **the swimming baths**? No way, I like it here. Besides you haven't got your **swimming trunks**...

Słowniczek i objaśnienia:

to bath - kąpać się albo kogoś (AmE: *to bathe*)

to bathe - (BrE) kąpać się w morzu/rzece (obecnie mało używane), przepłukiwać, skąpywać

to have a bath – kąpać się

a bath – wanna

to run a bath – napełniać wody do wanny

bath oils – olejki do kąpieli

'*Foam bath*' – nazwa pieniącego się płynu do kąpieli

bubbly – pieniący się

soapy – mydlany

bathed in sweat – skąpany w pocie

to swim - pływać

swimming baths – pływalnia

swimming trunks - kąpielówki

zauważ:

you bath every day

you have a bath every day

kąpiesz się lub kogoś

you bath a baby every day

you give your teddy a bath every day

Czasownik *to bathe* wychodzi w BrE z użycia w znaczeniu dosłownym:

e.g. *you used to bathe in the sea when you were young*

używany jest natomiast przenieśnie:

you bathe the wound with antiseptic

your bedroom is bathed in sunlight every morning

you are bathed in sweat...

... when you sunbathe

to sunbathe – opalać się

to have/take a shower – brać prysznic

A teraz ćwiczenia ☺:

1. *Oh, my feet are so sore; I think I'll (bath, bathe, shower) them in plenty of warm water.*
2. *We spent the whole day at the seaside swimming and (bathing, showering, sunbathing).*
3. *Could you run a (shower, bath, bathe) for me, please?*

LESSON 43

alone, lonely, lone (and lonesome)

Hugh: *I live **alone**. I eat **alone**. I sleep **alone**... and I bath **alone**. I like to be **alone**. I like to live on my own, to do things on my own, to go on holidays on my own. I like to do everything by myself. Yes, I definitely like to be **left alone**. And – believe me – I don't **feel lonely**!*

Hugh: *A **lone** mother brings up the children on her own. She looks after them **alone**, without a husband to help her. When the father brings up the children on his own without help from the children's mother – he is a **lone** father, too. It's difficult being a **lone** parent – **lone** parents have to look after their children by themselves.*

Słowniczek i objaśnienia:

alone – sam

lonely – samotny

lone – jedyny, samotny

lonesome – (AmE) samotny

zauważ:

alone = on your own, by yourself (sam, samemu, na własną rękę)

I live alone

I'm home alone

I go on holidays on my own

I like to do everything by myself

leave me alone – zostaw mnie w spokoju

lonely – samotny

I feel so lonely tonight!

lone

a lone swimmer in a great big sea

a lone little fish in a huge aquarium

a lone teddy in a toy shop

a lone parent – jedno z rodziców, które samo bez pomocy drugiego wychowuje dzieci

e.g. a lone mother – samotna matka

zauważ różnicę:

solitude = the state of being alone (samotność z wyboru)

loneliness = the state of being lonely (poczucie osamotnienia)

A teraz ćwiczenia ☺:

1. I like to be home (lonely, lone, alone).
2. I don't feel (alone, lonely, lone) being on my own.
3. (Lonely, lone, alone) parents bring up their children on their own.

LESSON 44

sorry, excuse me (how to apologize)

- Customer: **Excuse me! Em, excuse me!!**
Clerk: **Sorry?**
Customer: *Can I have a ticket for the Guns and Roses concert?*
Clerk: **Sorry?**
Customer: *Ah, thank you. Yes. Can I have a ticket for the Guns and Roses concert, please?*
Clerk: *Yes, of course. That's £15, please.*
Customer: *There you are.*
Clerk: *Thank you. Er, **excuse me**, sir.*
Customer: *Yes?*
Clerk: *This is a £5 note, sir.*
Customer: **Sorry?**
Clerk: *This is only £5, sir.*
Customer: *Oh yes. Here's another £10.*
Clerk: *Thank you very much, sir.*
Customer: **Em... excuse me!**
Clerk: *Yes?*
Customer: *This is a ticket for last week's concert.*
Clerk: **Sorry?**

Słowniczek i objaśnienia:

excuse me - przepraszam
sorry – przepraszam
to apologize – przepraszać

zauważ:

'excuse me' używamy:

chcąc zwrócić na siebie uwagę

zadając komuś obcemu pytanie

e.g. *Excuse me, what time is it?*

Excuse me, could you tell me the way to the station?

niezgadzając się z kimś

e.g. *Excuse me, but I don't think you're right.*

po kichaniu, ziewaniu, itd.

e.g. *Excuse me!* or-

Sorry!

Pardon me!

oddalając się na chwilę
e.g. *Excuse me for a moment. I won't be long.*

'sorry' używamy:

przepraszając za coś
e.g. *I'm sorry I'm late.*

Sorry, what did you say?
zwracając się do kogoś
Sorry to bother you, but could you tell me the way to the station?

niezgadzając się z kimś
e.g. *I'm sorry but I don't agree.*

komunikując złe nowiny
e.g. *I'm sorry to tell you that you've just been sacked.*

przeproś! – *say sorry!* (lub bardziej formalnie: *apologize!*)
przeprosilem – *I said sorry*
nigdy nie przepraszasz – *you never say sorry*

to feel sorry for yourself – *roztkliwiać się nad sobą*

A teraz ćwiczenia ☺:

1. I (apologize, am sorry, say sorry) to be so late.
2. I hope you'll (apologize, excuse, be sorry) me for being so late.
3. I would also like to (apologize, be sorry, excuse me) for coming late yesterday

LESSON 45

sick, ill, fit, well – and healthy

Hugh: *I'm quite a **healthy** person, you know. A '**well**' person, as they say. No problems with my health. Some say that I am exceptionally **fit**, you know. **Fit** and **well**. Oh, well. I suppose I am. But last week I started feeling really **ill**. I had stomach pains and a temperature. I had a splitting headache. I **felt sick**, too. I **was sick** every time I had something to eat. Threw up all over my bed ... Yuk! Oh, dear, I've never felt so **ill** in my life. I couldn't go to work, I was just too **ill**. My GP said I had gastric flu and gave me a **sick note**. I was **off sick** for over a week. As a matter of fact, I was on **sick leave** until yesterday.*

Słowniczek i objaśnienia:

ill – chory (BrE)
sick – chory (AmE)
healthy – zdrowy

gastric flu – grypa, której towarzyszą nudności i wymioty

are you well? – tak pytamy o zdrowie

w odpowiedzi usłyszymy:

I'm (very) well, thank you – dobrze się czuję

I'm not (very) well – źle się czuję

a 'well' person = a healthy person

fit – w dobrej formie, wysportowany; w żargonie nastolatków = cool

zauważ:

ill

to feel ill - źle się czuć

to fall ill – zachorować

to become ill - zachorować

to be taken ill – zachorować (nagle)

'sick' w BrE oznacza mdłości i wymioty.

to feel sick – mieć mdłości

to be sick – wymiotować

the sick – rzygowiny

ale, uwaga!

to be off sick – być nieobecny w pracy z powodu choroby

a sick note – zwolnienie lekarskie

sick leave – tzw. 'chorobowe'

sick – oznacza także: w złym guście, niesmaczny, obrzydliwy

a sick person – osoba 'chora' (ale nie fizycznie), napawająca odrazą

a sick joke – 'brzydki'/niesmaczny/wulgarny kawał

I'm sick of you! - mam cię dosyć

you make me sick! - denerwujesz mnie, irytujesz, 'wkurzasz'

zapamiętaj!

'sick' in America = 'ill' in England

A teraz ćwiczenia ☺:

1. In America you're (sick, healthy, well) when you're ill.

2. In England you're (off sick, sick, well) when you're ill.

3. In England you're (ill, sick, unhealthy) when you're not well.

LESSON 46

aches and pains

(also: **injure, damage, hurt**)

- Instructress:** Today I want to practise the position called *ustrasana*.
Pupil: What does that mean?
Instructress: It's the camel position. Remember it's very important to stop if you feel any **pain**. Nobody wants an **injured** back or neck.
Pupil: I thought yoga was good for your body.
Instructress: It is, but you must do all the positions slowly and gently. If you have got a **damaged** car, you can repair it quickly, but if you have got a **damaged** bone, it will take a long time before it's better.

Hugh: I don't feel well today. I mean, I'm not in terrible **pain** or anything. I don't feel any real **pain**. I haven't **injured** my back or **damaged** my bones, no. I've just got all these **aches and pains** in my body. I **ache** all over. I **have a pain** in my ear – quite a bad **earache**, actually. And I can **feel pain** in my stomach – oh, no - not another **stomach ache**! – Oh, and my head **hurts**. I told you, Elizabeth, you were going to give me a **headache**.

Słowniczek i objaśnienia:

pain – ból

ache – ból

to injure – ranić, kaleczyć, 'nadwyrężyć'

to damage – uszkodzić, 'nadwyrężyć, zepsuć'

to hurt - boleć

I injured my back – nadwyrężyłem sobie kręgosłup, naderwałem ścięgno w plecach
I damaged my bone – uszkodziłem sobie kość

zauważ:

pain

you have

you feel

e.g. *I can feel pain in my back*

I have pain in my neck

It is quite painful

Jeśli pojawia się (rzadko) jako czasownik, wówczas oznacza: zasmucać, martwić
e.g. *It pains me to see you in such bad health.* .

a pain in the neck – maruda, osoba dokuczliwa

you're a pain in the neck! – działasz mi na nerwy, irytujesz mnie

ache

występuje jako czasownik , a jako rzeczownik ‘doczepia się’ do bolącej części ciała
e.g my head aches – I’ve got a headache

my ear aches – I’ve got earache(BrE)

I have an earache (AmE)

my stomach aches – I’ve got stomach ache (bliżej nieokreślony ból)

I’ve got a bad stomach ache (konkretny ból)

uwaga!

always say: **a** headache

in front of other ‘aches’ AmE usually puts **a, an** (a toothache, an earache)

BrE usually doesn’t (toothache, earache)

I ache all over – wszystko mnie boli

NB:

you don’t feel an ‘ache’.

you have got it (BrE)

you have it (AmE)

e.g. I’ve got earache. (BrE)

I have an earache (AmE)

A teraz ćwiczenia Ⓞ:

1. I’ve injured my back, I’m in a lot of (ache, pain, hurt).

2. My muscles (pain, ache, hurt), I think I’m getting flu.

3. I’ve hurt my knee; I hope I haven’t (injured, damaged, hurt) the cartilage.

LESSON 47

as - like

Interviewer : Now, Bjorn Borg's life is **like** a fairy story. But when did his life **as** a tennis player begin?

Biographer : Well, his first love was ice hockey. **Like** many young Swedes, he loved ice hockey.

Interviewer: And was he good at ice hockey.

Biographer: Oh yes. When he was 9 he played for his town's ice hockey team. He had his first success **as** an ice hockey player.

Interviewer: And tennis?

Biographer: Tennis started when his father gave him a tennis racquet. He was still 9. Then he practised every day at the tennis club.

Interviewer: And when was his first big success?

Biographer: At 13. He won the National Junior Championship. And at 14 he played for Sweden.

Słowniczek i objaśnienia:

as – tak, tak jak, jako

like – jaki, taki jak

as

używamy w porównaniach

e.g. *as stubborn as an ox* (uparty jak wół)

przy określaniu zawodu

e.g. *He works as a gardener in his spare time* (w wolnym czasie pracuje jako ogrodnik)

kiedy mowa o przebieraniu

e.g. *I went to a party dressed as a policeman* (przebrany za policjanta)

like

też używamy w porównaniach

e.g. *I looked like a policeman* (wyglądałem jak policjant)

w pytaniach – jakie coś jest? jaki ktoś jest?

e.g. *what's it like?* – jakie to jest?

what's he like? – jaki on jest?

what's your new house like? – jaki jest twój nowy dom?

what's your new girlfriend like? – jaka jest twoja nowa dziewczyna?

what's it like to be a policeman? – jak to jest być policjantem?

zwróć uwagę na różnicę:

he acts as a guide – jest przewodnikiem

he acts like a guide – zachowuje się jak przewodnik

A teraz ćwiczenia ☺:

1. Do (*like, as, as if*) I say.
2. You acted (*as, like, as a*) fool.
3. You behaved (*like, as if, as*) nothing happened.

LESSON 48

polity - politics

Hugh:

Are you interested in politics? I was very interested in politics once. I even studied politics at university. But then, gradually, I lost interest. What would I do with a degree in political science? Go into politics? No, I didn't want to go into politics. It's a tough business, politics. Besides, I'm not interested in being a politician. My politics are too extreme, anyway. I don't think people would approve of my political views. But do you know what, I'm fascinated by office politics, here at work. It's very very interesting...

Hugh: You can study politics at university, but you can't study 'policy' as such. You can study a policy document, or a policy statement, though. Such documents or statements usually describe a party's policy on education, immigration, taxation ... They talk about foreign policy, domestic policy, economic policy, agricultural policy ... Oh, I find them so boring. I told you; I lost interest in politics a long time ago.

Słowniczek i objaśnienia:

politics – polityka, zapatrywania polityczne

policy – polityka, linia polityczna, plan działania, zasady postępowania, strategia

zauważ:

politics:

you can be interested in

you can study

you can go into

you can have a career in

is a tough business

uwaga!

party politics – to nie: polityka partii (to: party's policy on ...)

ale: tarcia i waśnie międzypartyjne

podobnie, office politics – to walka w wpływy, zakulisowe zmagania w organizacji

policy:

you can't study

you can state it or describe it

you can read a policy document

you can have a policy

on education, immigration, taxation...

or - a no-smoking policy at work

the government's foreign policy, economic policy, agricultural policy

a party's policy on electoral reform

insurance policy – polisa ubezpieczeniowa

A teraz ćwiczenia ☺:

- 1. (Policy, politics, political science) is a dirty business.*
- 2. It is our (politics, policy, policies) to give you as much information as possible.*
- 3. I don't know much about this government's foreign (politics, policy, politicking).*

LESSON 49

last – the latest

V

My girlfriend has left me. It was last Tuesday when I saw her for the last time. She looked very nice, I must say. She had a big red hat on. She likes red hats; this was the latest one in her collection. She also had the latest copy of this new magazine with her. I forget what it's called. Something about 'your last chance in life. Anyway, she seemed to be bored with me lately... She waved me goodbye – and went. This was the last I saw of her. But I wasn't the last person to see her. No, she was last seen at Gatwick airport by one of my friends. Apparently, she was taking the last plane to Ibiza that night. She arrived late, as usual, after the last call. She was the last passenger to board the plane. Oh, and last but not least – there was a man with her.

Słowniczek i objaśnienia;

last – ostatni

the latest – z ostatniej chwili, najnowszy

zauważ:

the latest (= very recent)

news (wiadomości)

reports (doniesienia)

trend

fashion (moda)

craze (szal)

album

record (plyta)

copy of a magazine (numer pisma)

at the latest (najpóźniej do)



the last

the last supper (ostatnia wieczerza)

the last train to Warsaw (ostatni pociąg do Warszawy)

the last time (po raz ostatni)

the last call (ostatni komunikat – na lotnisku)

the last chance in life (ostatnia życiowa szansa)

last

he came last

he was the last one to come

when did you see her last?

last month

last week

last night

last but not least - ostatni, ale nie najmniej ważny

A teraz ćwiczenia ☺:

1. Lesson 50 is your (latest, last, at last) lesson in this series.
2. When did you (last, latest, lately) revise problem words?
3. What's the (late, later, latest) craze among teenagers in Poland?

LESSON 50

possibly, eventually, finally – and – at last

Hugh: Yes, eventually I managed to persuade my girlfriend to go on round-the-world trip with me. First she said no, but in the end she agreed. She doesn't like camping, you know, but I'm sure she'll like it eventually. We're planning to fly to Vladivostok tomorrow, but eventually we might end up somewhere else. Possibly even on the equator, or the South Pole, and then – finally – home. Anyway, it's so exciting! Here we are, at last, at the airport, ready to go! What? Our flight is delayed? How long? 10 hours!

This is my last call. The flight is departing, eventually, 10 hours late. I'm going on a round-the-world trip – at last. At long last! Oh, and finally, before I go, I'd like to say: 'Thank you for listening!'

Słowniczek i objaśnienia:

*possibly – ewentualnie
eventually – ostatecznie, w końcu
finally – w końcu
at last! – wreszcie!
in the end – w końcu*

*round-the-world-trip – podróż dookoła świata
to end up – skończyć (na/jako), wylądować
equator - równik
the South Pole – biegun południowy
flight - lot
delayed - opóźniony*

A teraz ćwiczenia ☺:

1. And (possibly, finally, eventually), this is lesson 50.
2. You'll get some scripts for the new series, (maybe, at last, possibly).
3. Only joking! Don't worry; you'll get them (possibly, eventually, last).