

A Pocketful of Words

Lesson 1

Word patterns: professions

Karen Adams

One really good idea is to look for words that make patterns. For example, if you have a job and you have a verb, you can see a similarity between them. You present things on the radio, you're a radio presenter. If you teach people, you're a teacher. If you work, you're a worker. And you can see the pattern there is that you add **-er** or sometimes **-or** onto the verb to make the name of the job. And actually finding those patterns for yourself is very, very important.

word		- słowo, wyraz	
pattern		- wzór	
to look for		- szukać	
to make patterns		- tworzyć wzory	
job		- zawód	
verb		- czasownik	
similarity		- podobieństwo	
to present		- prezentować	
presenter		- prezeniter	
to teach		- uczyć	
teacher		- nauczyciel	
to work		- pracować	
worker		- pracownik	
to add		- dodać	
name		- tu: nazwa	
actually		- faktycznie, właściwie, naprawdę	

uzupełnij zdania:

1. Look for words that (do, make, put) patterns.
2. You can add **-er** or sometimes **-or** (onto, into, at) the verb to make the name of the job.
3. Finding these patterns for (you, yours, yourself) is very important.

odpowiedzi:

1. make
2. onto
3. yourself

Lesson 2

Word patterns: professions

Woman	Excuse me.
Presenter	Yes.
Woman	You're a presenter on the BBC World Service, aren't you?
Presenter	Yes.
Woman	I want a job at the BBC. I want to work on a news programme.
Presenter	Um ...
Woman	I want to be a producer. They produce the programmes, don't they?
Presenter	Yes.
Woman	Or I could be a reporter. They report the news, don't they?
Presenter	Yes.
Woman	Or maybe an editor. Yeah, an editor. They edit the news, don't they?
Presenter	Yes.
Woman	Hmm, I can't decide.

word

pattern

excuse me

presenter

BBC World Service

job

news programme

producer

to produce

reporter

to report

editor

to edit

to decide

- słowo, wyraz

- wzór

- przepraszam (kiedy zaczynamy rozmowę)

- prezenter

- Serwis Światowy BBC

- praca

- serwis informacyjny, wiadomości

- producent, realizator

- produkować, realizować

- reporter

- tu: relacjonować, donosić

- redaktor

- redagować

- decydować

uzupełnij zdania:

1. I want a job (at, on, to) the BBC World Service.
2. I want to work on a (news, news', news's) programme.
3. Who cooks? A (cook, cooks, cooker) cooks.

odpowiedzi:

1. at
2. news
3. cook

Lesson 3

Language chunks

Karen Adams

This idea is to look at language not as a group of discrete or individual words, but as chunks. A chunk of language is a group of words or a phrase which we can identify as having a single meaning.

I think it's important to realize that listening to the radio is an ideal opportunity to pick up chunks of language. Because if you listen to the same programme on a weekly basis, then you're going to hear the same phrases. So, for example, you often hear - to signify what's coming next - you hear the phrase: "coming up we've got ... the news, the weather, another guest..."

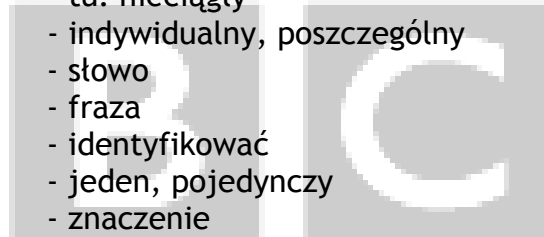
language
chunk

- język, językowy
- kawał, kawałek; tu: grupa słów (zwrot, wyrażenie, fraza), które mają jakieś konkretne znaczenie

discrete
individual
word
phrase
to identify
single
meaning



- tu: nieciągły
- indywidualny, poszczególny
- słowo
- fraza
- identyfikować
- jeden, pojedynczy
- znaczenie



to realize
to listen
opportunity
to pick up
on a weekly basis
to hear
to signify
what's coming next
coming up, we've got...
news
weather
guest

- zdać sobie sprawę
- słuchać
- okazja, szansa
- tu: nauczyć się, przyswoić sobie
- co tydzień, każdego tygodnia
- słyszeć
- oznaczać
- tu: a za chwilę, a następnie...
- a za chwilę, mamy ...
- wiadomości
- pogoda
- gość

uzupełnij zdania:

1. You should look at language as a group of word (chunks, chants, hunks).
2. It's important to listen to the radio on a regular (bases, basis, base).
3. Coming (out, at, up) next in our programme - it's the weather.

odpowiedzi:

1. chunks
2. basis
3. up

Lesson 4

Coming up, we've got the traffic news

Johnny Let

We're back. You're listening to the Johnny Jet Show with Johnny Jet.

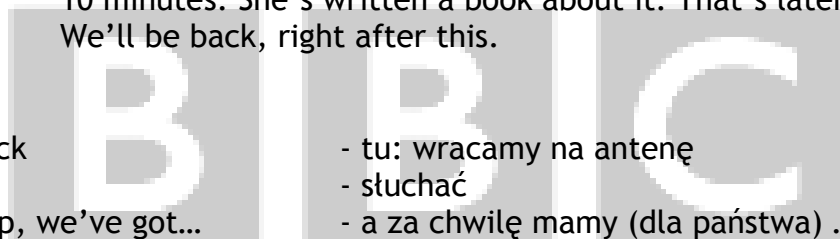
Coming up, we've got the traffic with Cheryl. She's got all the news about your favourite traffic jams.

And later on we'll be opening up the phone lines for your requests. Call us with your favourite song - rock 'n roll, an oldie or maybe ... a love song.

Later, we'll be hearing about a new idea in housekeeping. Have you ever worried that your house is too messy? Well, Trisha Jones will be here to tell you how you can clean your home in less than 10 minutes. She's written a book about it. That's later.

We'll be back, right after this.

we're back
to listen
coming up, we've got...
the traffic
news
favourite
traffic jam
later on
to open up
phone line
request
song
an oldie
to hear
housekeeping
to worry
messy
to clean
in less than 10 minutes
we'll be back
right after this



- tu: wracamy na antenę
- słuchać
- a za chwilę mamy (dla państwa) ...
- tu: wiadomości drogowe
- wiadomości
- ulubiony
- korek uliczny
- później, następnie
- otworzyć
- linia telefoniczna
- prośba
- piosenka
- tu: stary przebój
- słyszeć, usłyszeć
- prowadzenie domu
- martwić się
- tu: brudny, nie posprzątany
- tu: wysprzątać
- w niecałe 10 minut
- tu: wracamy na antenę
- zaraz po tym (przerwie, reklamie itp.)

uzupełnij zdania:

1. (Going, Coming, Arriving) up we've got the traffic news.
2. And later (in, out, on) we'll be taking song requests.
3. We'll be back, (right, left, write) after the break.

odpowiedzi:

1. Coming
2. on
3. right

Lesson 5

Would you like to make a request?

DJ This is Johnny Jet. Time now for your requests. We've got Sally on the line. How are you, Sally?

SALLY Fine, Johnny.

DJ Well, tell us ...

SALLY How are *you*?

DJ Ah. Fine, fine, thank you. Would you like to make a request, Sally?

SALLY Yes, yes. I'd like a song by Extreme: It's "More than Words".

DJ Mmmm. Would you like to make a dedication?

SALLY Yes, this is for my mum and dad. And my sister Cathy.

DJ Thanks Sally.

SALLY And then there's my Aunt Delia and Uncle Pete. And ...

DJ Thanks Sally.

SALLY There's my cousins, April, Tony and ...

DJ Thanks Sally.

to make a request	- poprosić o coś, wyrazić życzenie
on the line	- na linii (na telefonie)
song	- piosenka
to make a dedication	- zadedykować
mum	- mama
dad	- tata
sister	- siostra
aunt	- ciotka
uncle	- wujek
cousin	- kuzyn

uzupełnij zdania:

1. We've got Sally (on, onto, in) the line.
2. Would you like to (do, form, make) a request?
3. Would you like to (do, form, make) a dedication?

odpowiedzi:

1. on
2. make
3. make

Lesson 6

Word families

Karen Adams

A word family is a group of words which all share the same basic root.

Man Excuse me ... excuse me!
Woman Yes?
Man Would you mind taking my **photograph**?
Woman Um ...
Man Here's my camera. I'm here on business. I want a **photo** to show my wife.
Woman Okay.
Man Could you **photograph** me standing here?
Woman Okay. No problem. Hey, this is a nice camera.
Man Oh ... are you a **photographer**?
Woman No. I don't know anything about **photography**.
Man Oh ... oh dear.

word family	- rodzina słów (składająca się ze słów o tym samym rdzeniu)
to share	- dzielić wspólnie, mieć coś wspólnego
basic	- podstawowy
root	- tu: rdzeń
excuse me	- przepraszam (kiedy chcemy zwrócić czyjąś uwagę)
to take a photograph	- zrobić zdjęcie
camera	- aparat fotograficzny
on business	- w interesach, służbowo
photo	- fotka, zdjęcie
to show	- pokazać
wife	- żona
to photograph	- robić zdjęcie
photographer	- fotograf
photography	- (ogólnie) fotografia, fotografowanie

uzupełnij zdania:

1. Would you mind (doing, taking, making) my photograph?

2. Could you (photo, photograph, photography) me standing here?
3. I have a great deal of (photo, photography, photographic) experience.

odpowiedzi:

1. taking
2. photograph
3. photographic

Lesson 7

Stress can change

Karen Adams

One very clear example of how stress can change is if you look at a word family. So, if we take the word family with the root “photograph”... The person who takes the photograph isn’t the photographer - but he’s the photographer. And you can hear in photographer that the stress is on the second syllable.

When we actually talk about the type of shop that sells cameras, we don’t talk about a photographic shop, we talk about a photographic shop, where the stress is on GRAPH ... photographic. So you can see that even in a word family, the stress will change depending on the type of word. So it really is very, very important, when you’re learning word families, for example, to mark down where the stress falls in the word.

stress	- tu: akcent (w słowie)
to change	- zmieniać się
word family	- rodzina słów (składająca się ze słów o tym samym rdzeniu)
root	- rdzeń
photograph	- fotografia, zdjęcie
to take a photograph	- robić zdjęcie
syllable	- sylaba
actually	- faktycznie, w istocie
to sell	- sprzedawać
camera	- aparat fotograficzny
photographic shop	- sklep ze sprzętem fotograficznym
depending on	- tu: w zależności od
to mark down	- zaznaczyć
to fall	- (o akcencie) padać

uzupełnij zdania:

1. In the word ‘photographer’ the stress is on the (first, second, third) syllable.

2. In the word 'photographic' the stress is on the (first, second, third) syllable
3. You should know where the stress (drops, falls, goes) in a word.

odpowiedzi:

1. second
2. third
3. falls

Lesson 8

At the photographic awards ceremony

MC And the top **photographic** award goes to Pete Cooper!
 Pete, please come up here and accept the award.
 Pete Cooper, ladies and gentlemen, a **photographer** who has taken some of the best **photographs** of film stars that we've seen this year even though the stars didn't know that Pete was **photographing** them - Pete Cooper!
 Congratulations Pete. Would you like to say something?
 PETE Yeah yeah ... Um, thank you. Thank you very much.
 MC Pete Cooper.
 Pete Cooper, ladies and gentlemen.

awards ceremony	- uroczystość wręczenia nagród
MC (Master of Ceremonies)	- mistrz ceremonii
top	- tu: (o nagrodzie) główna, pierwsza
photographic award	- nagroda w dziedzinie fotografii
to come up	- podejść
to accept	- tu: przyjąć
to take photographs	- robić zdjęcia
film star	- gwiazda filmu/ekranu
to see	- widzieć
even though	- chociaż, aczkolwiek
to photograph	- fotografować
congratulations	- gratulacje
would you like to say something?	- czy zechciałbyś coś powiedzieć?

uzupełnij zdania:

1. And the top photographic award (comes, goes, gives) to the Photographer of the Year.
2. Please come up here and (accept, agree, admit) the award.
3. He's (done, taken, made) some of the best photographs of the film stars this year.

odpowiedzi:

1. goes
2. accept
3. taken

Lesson 9 Collocations

Karen Adams

So, for example, when you come to Britain and you have our traditional food, you would never eat chips and fish. You would always eat fish and chips. There's no rule for it, that's just the way we say it. It's often very interesting to listen for words which you hear together all the time.

Talking about your radio is a great way of learning *collocations*, because when you think about the things you can do to your radio, you can switch on your radio, you can tune in to a programme, you can turn up the radio, you can turn down the radio. All of these verbs: "switch on", "tune in", "turn up", "turn down", "switch off" are all *collocations* with the word "radio" - they *collocate* with the word "radio". "*Collocate*" means "to go together".

collocation	- kolokacja, łączliwość wyrazów
food	- jedzenie, żywność
to eat	- jeść
fish and chips	- ryba z frytkami
rule	- reguła
that's just the way we say it	- tak się po prostu mówi
to listen for	- nadstuchiwać, słuchać ze szczególną uwagą
to hear	- słyszeć
to talk	- mówić, rozmawiać
to do	- robić
to switch on the radio	- włączyć radio
to tune in to a programme	- słuchać/oglądać program, nastawić odbiornik na program
to turn up the radio	- nastawić głośniej radio, 'podkręcić'
to turn down the radio	- ściszyć radio
to switch off the radio	- wyłączyć radio
to collocate	- łączyć się
to go together	- iść razem, iść w parze

uzupełnij zdania:

1. If you want to listen to the radio - switch it (on, off, in).
2. If you don't want to listen to the radio, switch it (on, off, in).

3. If the radio is too loud, you can (turn, switch, move) it down.

odpowiedzi:

1. on
2. off
3. turn

Lesson 10

Dear BBC

Dear BBC,

I listen to your programmes every day. When I get up in the morning I switch on the radio, tune in the radio, turn up the radio. My mum tells me to turn it down.


I like entertaining programmes - quizzes, football. And I like your science programmes ... They're fascinating.

My favourite programme is the pop programme. It's great!

In fact, I love all your programmes!

Danny

PS: Please send me a pen.



Dear BBC,

My son Danny loves your radio programmes, and so do I.

All your programmes are interesting. I enjoy your educational programmes. I also usually listen to your news programmes and I *always* listen to your soap opera.

Danny likes the pop programmes. Every morning he switches on the radio, tunes in the radio and then turns *up* the radio. It's too loud. Could you please ask him to turn *down* the radio? He only listens to you.

Yours sincerely,

Jane Smith (Mrs)

to listen

- słuchać

to get up

- wstawać

to switch on the radio

- włączać radio

to tune in the radio	- nastawiać radio (na odpowiedni program)
to turn up the radio	- nastawiać głośniej radio, 'podkręcić'
to turn down the radio	- ściszać radio
entertaining programmes	- programy rozrywkowe
science programmes	- programy naukowe
favourite	- ulubiony
pop programme	- program muzyki pop
educational programmes	- programy edukacyjne
news programmes	- serwisy informacyjne
soap opera	- opera mydlana
loud	- głośny

uzupełnij zdania:

1. Programmes which entertain are (entertainer, entertaining, entertainment).
2. Programmes which educate are (educate, education, educational).
3. Programmes which talk about scientific developments are called (science, scientist, scientific) programmes.

odpowiedzi:

1. entertaining
2. educational
3. science



Lesson 11
Lexical sets

Karen Adams

One really good way of learning new words is to learn them by **lexical sets**. A **lexical set** is a group of words which are linked together by the topic.

Client Come on!
 Helpdesk Thank you for calling the computer helpdesk ...
 Client Oh hello, my printer ...
 Helpdesk ... please hold ...
 ... your call is important to us.

Client Oh come on!
 Helpdesk Helpdesk. My name is Dave. How can I help you?
 Client Oh, hello Dave. I've got one of your printers, but it doesn't work.
 Helpdesk Have you plugged it in?
 Client Of course I've plugged it in.
 Helpdesk Okay. Have you switched it on?

Client Yes.
 Helpdesk Hmm. This sounds like a hardware problem. Please hold.
 Client But wait!

lexical set	- grupa leksykalna (grupa słów związanych tematycznie)
way	- tu: sposób
to learn	- uczyć się
to be linked	- być połączonym, złączonym, powiązany
topic	- temat
come on!	- tu: okrzyk zniecierpliwienia
helpdesk	- helpdesk
printer	- drukarka
please hold	- tu: proszę czekać
call	- tu: rozmowa telefoniczna, telefon
important	- ważny
how can I help you?	- w czym mogę pomóc?
it doesn't work	- tu: nie działa, zepsuła się
to plug in	- podłączyć do sieci, do prądu
to switch on	- włączyć
hardware	- sprzęt komputerowy, hardware

uzupełnij zdania:

1. A lexical set is a group of words which are linked together (by, at, on) a topic.
2. When you connect a computer to the supply of electricity, you (switch, turn, plug) it in.
3. When you press the 'ON' button on the computer, you (switch, tune, plug) it on.

odpowiedzi:

1. by
2. plug
3. switch

Lesson 12

Computer helpdesk

Helpdesk Computer helpdesk! Jane speaking. How can I help you?
 Client Oh hello. I'm waiting for some advice about my printer.
 Helpdesk Oh, what's the matter?
 Client Well, my printer doesn't work. I've plugged it in, I've switched it on.

Helpdesk Are you in front of your computer?
 Client Yes.
 Helpdesk Click on “file”.
 Client Yes ...
 Helpdesk Scroll down to “PRINT”.
 Client Yes ...
 Helpdesk Click on “PRINT”.
 Client Nothing happens.
 Helpdesk Hmm ... sounds like a software problem. Please hold.
 Client No wait!

Jane speaking	- tu: mówi/przy telefonie Jane
how can I help you?	- czym mogę służyć, jak mogę pomóc?
to wait	- czekać
advice	- rada
printer	- drukarka
what’s the matter?	- w czym problem? o co chodzi?
(it) doesn’t work	- tu: nie działa, zepsuła się
to plug in	- podłączyć do sieci, do prądu
to switch on	- włączyć
in front of	- przed
to click on	- kliknąć na
file	- plik
to scroll down	- przewinąć w dół
to print	- drukować
nothing happens	- nic się nie dzieje
to sound	- brzmieć
software	- oprogramowanie
please hold	- tu: proszę czekać

uzupełnij zdania:

1. I’m waiting for some (advise, advice, advisor) about my printer.
2. My printer doesn’t (work, function, operate).
3. It sounds (as, like, for) a software problem.

odpowiedzi:

1. advice
2. work
3. like

Lesson 13

How to learn new words

Karen Adams:

One thing that I think is really important is to actually make a note of the new vocabulary you learn. Because it's very easy to forget new words. And I think that's one of the big problems that people have - they forget words quite a lot. So, actually having a notebook, which you can organize for yourself, and in which you write all of the new words you learn, is a really good idea.

And she had hundreds and hundreds of cards. And wherever she went on a long journey, for example, she'd take them with her, take them out and test herself - looking at the word on the card and seeing if she could remember the translation on the back. So working out what works for you is really important.

to learn	- uczyć się
word	- wyraz, słowo
important	- ważny
make a note	- zanotować, zapisać
actually	- faktycznie, rzeczywiście
vocabulary	- słownictwo, słowniczek
to forget	- zapominać
notebook	- notatnik
to organize	- organizować
to write	- pisać
idea	- pomysł
hundreds	- setki
card	- kartka, fiszka
journey	- podróż
to take out	- wyjąć
to test	- sprawdzać, testować
to remember	- pamiętać
translation	- tłumaczenie
on the back	- z tyłu, na odwrocie
to work out	- wypracować, zorientować się
what works for you	- co jest dla ciebie dobre, co ci pomaga

uzupełnij zdania:

1. When you learn new words, (do, make, create) a note of them.
2. Write them (up, down, on).
3. It's important to work (off, away, out), what works for you.

odpowiedzi:

1. make
2. down
3. out

Lesson 14

Useful and not so useful words

MAN Do you like learning new words?
WOMAN Um ... yeah.
MAN Well, do you know what a stalactite is?
WOMAN No, I'm not sure. Is it one of those things...
MAN I'll tell you what it is! I'll tell you the exact definition. I'll look it up in my dictionary. Just a moment ... the dictionary's in my bag.
WOMAN You've got a dictionary with you?!
MAN Oh yes! Here it is. I'll tell you the definition for stalactite.

MAN ... 'A stalactite is a piece of rock which looks like a large icicle and which hangs down from the roof of a cave. It's formed by the dripping of water containing lime.'

WOMAN It's not a very useful word, is it?
MAN What?
WOMAN I never use that word.
MAN Here's an example sentence:
'These caves are famous now because of the beauty of their stalactite formations'. It's a noun. Oh, and the stress is on the first syllable. STA - lac - tite.' That's the pronunciation: STAlactite...

WOMAN But I never use that word. I don't need that word. There are no stalactites in this park.

MAN Yes, but ... do you know what a stalagmite is?
WOMAN I don't care.
MAN 'A stalagmite is a long piece of rock ... which sticks up from the floor of a cave...'

useful - pożyteczny

to learn - uczyć się

stalactite - stalaktyt

exact - dokładny

definition - definicja

to look sth up in a dictionary - sprawdzić coś w słowniku

rock - skała

to look like - wyglądać jak, przypominać (z wyglądu)

icicle - sopel

to hang down - zwisać

roof - sufit, sklepienie, strop

cave - jaskinia

to form - tworzyć, formować

to drip - cieknąć

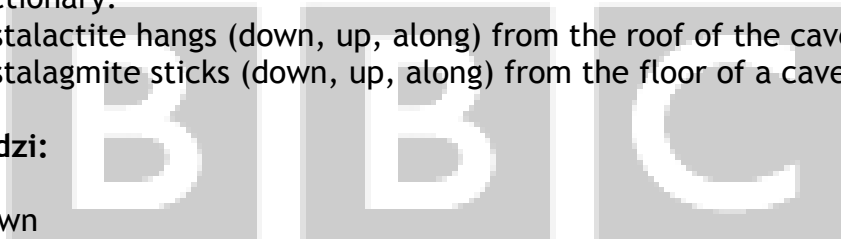
to contain - zawierać
lime - wapień
to use - używać
example sentence - zdanie przykładowe
famous - słynny, znany
beauty - piękno
formation - formacja
noun - rzeczownik
stress - akcent
syllable - sylaba
pronunciation - wymowa
to need - potrzebować
stalagmite - stalagmit
I don't care - tu: nic mnie to nie obchodzi
to stick up - wystawać (w górę), sterczeć
floor - podłoga, tu: dno

uzupełnij zdania:

1. I don't know what this word means; I'll look it (out, up, at) in the dictionary.
2. A stalactite hangs (down, up, along) from the roof of the cave.
3. A stalagmite sticks (down, up, along) from the floor of a cave.

odpowiedzi:

1. up
2. down
3. up



Lesson 15
At the airport

Karen Adams

One of the good things about learning groups by a lexical set is that you can learn them around topics that you want to talk about. So, for example, if you were talking about going on holiday, let's say, and a friend was asking you about going to the airport, you could talk about checking in, you could talk about going through passport control, you could talk about boarding the aircraft, showing your boarding pass.

All of these things - checking in, going through passport control, boarding card - all of these are actually different types of words ... we've got some nouns, we've got some verbs, but they're all gathered together under the topic of airports. And it means that you can actually discuss things in a bit more detail.

So, learning words by the conversation topic is actually quite a nice idea, and another way of organizing your vocabulary learning.

at the airport - na lotnisku

to learn - uczyć się

lexical set - grupa leksykalna (słów połączonych tematycznie)

topic - temat

to talk about sth - rozmawiać o czymś

to go on holiday - wyjechać na urlop, wakacje

let's say - powiedzmy

to check in - odprawić się

to go through passport control - przejść przez kontrolę paszportową

to board the aircraft - wejść na pokład samolotu

to show - pokazać

boarding pass/card - karta pokładowa

noun - rzeczownik

verb - czasownik

to gather together - zbierać razem

to discuss - dyskutować, omawiać

in detail - szczegółowo

conversation topic - temat rozmowy

way - sposób, metoda

to organize - organizować

vocabulary learning - nauka słownictwa



uzupełnij zdania:

1. You have to check (in, out, up) before you fly.
2. You have to go (across, by, through) passport control.
3. You can't (board on the aircraft, board onto the aircraft, board the aircraft) without a boarding pass.

odpowiedzi:

1. in
2. through
3. board the aircraft

Lesson 16

Before you board the aircraft

WOMAN There you are, sir ... your ticket, passport and your boarding card.

Have a pleasant flight!

MAN Thank you. When will we be boarding?

WOMAN Boarding's in ten minutes.

MAN Ten minutes ... hmmm ... every time I fly with you people, the flight is always delayed.

WOMAN The flight isn't delayed, sir.

MAN Yeah, yeah. Every time I fly with you people: I check in, I get my boarding pass, I go through security, I go through passport control. We're about to board the aircraft and ... there's an announcement: 'The flight is delayed'.

WOMAN The flight is not delayed, sir. Boarding is in ten minutes.

MAN I hate waiting in airports. I really hate waiting. Every time ... every time I fly with you people, the flight is always delayed. I check in, I get my boarding pass, I go through security, I go through passport control. We're about to board the aircraft ... 'The flight is delayed'.

WOMAN Sir, sir ... the flight is *not* delayed. Boarding is in ten minutes.

MAN Hmm.

WOMAN No, wait a minute, wait a minute, sir. That's not right ... I've made a mistake!

MAN Ah!

WOMAN Boarding is in *nine* minutes.

to board the aircraft - wejść na pokład samolotu

there you are - proszę (kiedy coś podajemy)

boarding card - karta pokładowa

have a pleasant flight - miłego lotu

to board - wchodzić na pokład samolotu

boarding - wejście na pokład samolotu

to fly - latać

flight - lot

delayed - opóźniony

to check in - odprawić się

to go through security - przejść przez kontrolę bezpieczeństwa

to go through passport control - przejść przez kontrolę paszportową

to be about to do sth - wkrótce/zaraz coś zrobić

announcement - ogłoszenie, komunikat

to hate - nienawidzić

to wait - czekać

to make a mistake - zrobić błąd, pomylić się

uzupełnij zdania:

1. When you are planning to do something quite soon, you are (around, about, across) to do it.
2. I hate (to wait, wait, waiting) in airports.
3. I'm sorry! I have (done, made, created) a mistake!

odpowiedzi:

1. about
2. waiting
3. made

Lesson 17

Word building: prefixes and suffixes

Karen Adams

In English, one of the easiest ways of building up your vocabulary is seeing how you can build on the roots of words. You can add things at the end, for example: “comfort” - “comfortable”. You can add things at the beginning: “comfort” - “discomfort”. You can add things at the beginning and the end: “comfort” - “uncomfortable”. So you can see that words actually build up by adding things at the end - known as suffixes, or things at the beginning - known as prefixes.

One really useful thing to do is to learn what the individual suffixes or prefixes mean. So, for example, “-able” A B L E - at the end of a word means you can do it. If you can do something, we say it’s “do-able”. If you like reading a book, it’s a very “readable” book. So ‘-able’ at the end of the word means you can do it quite easily.

word building - rozbudowywanie słownictwa

prefix - prefiks, przedrostek

suffix - sufiks, przyrostek

to build on sth - budować na czymś

root - rdzeń

to add - dodawać

end - koniec

beginning - początek

comfort - komfort, wygoda

comfortable - wygodny

discomfort - dyskomfort, niewygoda

uncomfortable - niewygodny

actually - faktycznie, istotnie

useful - użyteczny

to learn - uczyć się

to mean - znaczyć, oznaczać

doable - wykonalny, dający się zrobić

readable - dający się łatwo czytać

quite - całkiem

easily - łatwo



uzupełnij zdania:

1. The opposite of ‘comfort’ is (un, in, dis)comfort.
2. The opposite of ‘comfortable’ is (un, in, dis)comfortable.

3. If you are sitting in a comfortable position, you are sitting (comforted, comforting, comfortably).

odpowiedzi:

1. dis
2. un
3. comfortably

Lesson 18

Word building: in the shoe shop

WOMAN Oh, these are beautiful.
Excuse me, excuse me!

MAN Yes, Madam.

WOMAN These shoes are beautiful. I'll take them.

MAN Don't you want to try them on?

WOMAN Oh? All right. But they're so beautiful. Aren't they fashionable? I'll just put them on. Oh, they're a bit uncomfortable.

MAN Madam. They don't fit. You shouldn't feel any discomfort with new shoes. I'll be back with a bigger size.

MAN I'm very sorry madam. I'm afraid we don't have your size. Not in this shoe.

WOMAN Oh. Let me try them on again then.

MAN Here you are, madam.

WOMAN I'm sure these are my size. I'll just try them on again. You see? They're very comfortable.

MAN Madam, they don't fit. You really shouldn't wear uncomfortable shoes. Why don't you try on some of our other shoes?

WOMAN No, they're unfashionable.

MAN Madam.

WOMAN Thank you. I'll take them.

word building - rozbudowywanie słownictwa

shoe shop - sklep obuwniczy

beautiful - piękny

excuse me - przepraszam (kiedy chcemy zwrócić na siebie czyjąś uwagę)

to take - brać

to try on - przymierzyć

fashionable - modny

to put on - włożyć

uncomfortable - niewygodny

to fit - tu: pasować

to feel - czuć

discomfort - dyskomfort, niewygodna
to be back - tu: wracać
size - rozmiar
here you are - proszę (kiedy coś podajemy)
comfortable - wygodny
to wear - (o ubraniu, butach) nosić
unfashionable - niemodny

uzupełnij zdania:

1. If something is not fashionable, it is (dis, un, in)fashionable.
2. If something is not comfortable, it is (dis, un, in)comfortable.
3. Before you buy shoes, try them (in, on, off).

odpowiedzi:

1. unfashionable
2. uncomfortable
3. on

Lesson 19

Formal and informal expressions

Karen Adams

A chunk of language is a group of words or a phrase which we can identify as having a single meaning. For example, you often hear the phrase: "Would you like?": "Would you like a cup of tea?", "Would you like a cup of coffee?", "Would you like to listen to the radio?" And "would you like" - three words which together, you know, means I'm offering you something.

Similarly, you often hear: "would you mind?" "Would you mind if I sat down?" "Would you mind if I turned the radio on?" You know that "would you mind if" means I want to do something. So a chunk of language - a group of words together - that have one single, identifiable meaning.

You don't want to use the word in the wrong context. So, for example, you wouldn't say: "Excuse me, would you mind if I sat here?" to a close friend. You'd just say: "Can I sit here?" because "would you mind if I did something" is terribly formal. So remember, when you're noting down in your vocabulary notebook, note down the meaning, and whether it's informal or formal.

expression - wyrażenie
chunk - kawał, kawałek; tu: grupa słów (zwrot, wyrażenie, fraza), które mają jakieś konkretne znaczenie
word - słowo
phrase - fraza
to identify - identyfikować
single - pojedynczy, jeden

meaning - znaczenie
to hear - słyszeć
would you like? - czy chciałbyś/życzyłbyś sobie?
cup - filiżanka
tea - herbata
coffee - kawa
to listen - słuchać
together - razem
to offer - oferować
similarly - podobnie
would you mind turning the radio on? - czy mógłbyś proszę włączyć radio?
would you mind if I turned the radio on? - czy nie przeszkadzałoby ci, gdybym włączył radio?
identifiable - identyfikowalny, rozpoznawalny
wrong - zły, nieprawidłowy, nieodpowiedni
context - kontekst
close - bliski
friend - przyjaciel
terribly - okropnie
to remember- pamiętać
to note down - zapisywać
vocabulary notebook - notatnik ze słówkami

uzupełnij zdania:

1. Would you mind (open, to open, opening) the window?
2. Would you mind if I (open, to open, opened) the window?
3. If something can be identified, it is (identical, identify, identifiable).

odpowiedzi:

1. opening
2. opened
3. identifiable

Lesson 20

Would you mind if...

WOMAN Excuse me ... would you mind if I sat here?
MAN Go ahead ... Oh.
WOMAN Oh, sorry.
MAN That's all right.
WOMAN It's a bit hot in here. Would you mind if I opened the window?
MAN Not at all... go ahead.

WOMAN Thanks.
 There we go ... ahh. Hmm. Now it's a bit chilly. Would you mind if I closed the window?
 MAN Er... No, go ahead.
 WOMAN: Thanks. There we go. That's better

 WOMAN Er ... Do you have a newspaper?
 MAN Yes.
 WOMAN Would you mind if I had a look at it?
 MAN No, go ahead.
 WOMAN Sorry, I usually buy a paper myself.
 MAN That's all right ... but I'm getting off at the next stop.
 WOMAN Oh, would you mind if I kept your paper. I haven't finished it yet.
 MAN What?! ... Go ahead.

would you mind if... - (prośba o pozwolenie) czy nie przeszkadzałoby ci, gdybym... (coś zrobił)

to sit - siedzieć

a bit - trochę

hot - gorąco

in here - tu, tutaj

to open - otworzyć

window - okno

not at all - wcale nie, ani trochę (w odpowiedzi na: would you mind if...)

go ahead - tu: forma zgody, przyzwolenia na coś

there we go - (tu: wyraz zadowolenia) kiedy udało nam się zakończyć z powodzeniem jakąś czynność

chilly - chłodno, zimno

to close - zamknąć

that's better - tu: teraz jest lepiej (wyraz zadowolenia)

newspaper - gazeta

to have a look - spojrzeć, tu: przeczytać

to buy - kupić

myself - sam, sama

to get off - tu: wysiąść (np. z autobusu)

stop - tu: przystanek

to keep - trzymać, zatrzymać

to finish - skończyć

uzupełnij zdania:

1. Would you mind if I (keep, to keep, kept) your newspaper.
2. No, go (straight, ahead, across).
3. I'm getting (away, off, at) the next stop.

odpowiedzi:

1. kept
2. ahead
3. off

Lesson 21

Word maps

Karen Adams

Lots of people I know like to do things like building maps of words on one page. So, for example, they take the name of a topic - let's say it's 'the radio'. They write it in the middle of the page, with a circle round it. And leading off from 'the radio', they may have other circles ... for example, types of programme.

And leading off from types of programme, we have things like the news - documentaries - current affairs. And making this connection together helps them remember the new words. Basically, recording new vocabulary means recording it in a way that makes it useful for you.

Learning vocabulary should really be about fun.

Some onomatopoeic words:


Cows moo ... they moo

Cats miaow. They miaow.

Birds tweet. They tweet - or you can say - they sing.

Dogs bark ... they bark. They say woof, woof.

Ducks say quack, quack. They quack.



word map - mapa słów

to build - budować

page - strona

topic - temat

let's say - powiedzmy

to write - pisać

middle - środek

circle - kółko

to lead off from - tu: odchodzić od

the news - wiadomości

documentary - program dokumentalny

current affairs - aktualności

to make a connection - tu: połączyć, powiązać, znaleźć powiązanie

to remember - pamiętać

to record - zanotować, zapisać

vocabulary - słownictwo, słowniczek

way - droga, sposób

useful - użyteczny

fun - zabawa
onomatopoeic - onomatopeiczny
cows moo - krowy ryczą
cats miaow - koty miauczą
birds tweet or sing - ptaki ćwierkają albo śpiewają
dogs bark - psy szczekają
ducks quack - kaczki kwaczą

uzupełnij zdania:

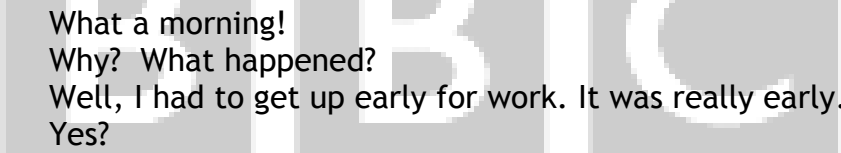
1. Cows (miao, moo, tweet)
2. Birds (twit, tweet, woof).
3. Dogs say: (how how, wow wow, woof woof).

odpowiedzi:

1. moo
2. tweet
3. woof woof

Lesson 22

Onomatopoeia: words that sound like their meaning



MAN What a morning!
WOMAN Why? What happened?
MAN Well, I had to get up early for work. It was really early.
WOMAN Yes?
MAN I tiptoed to the kitchen. Everyone else was asleep.
The floorboards went creak creak ... but no one woke up.
I tip-toed into the kitchen. All you could hear was the dripping of
the kitchen tap ... drip drip. It was still dark so I flicked on the
light. I was very quiet.

MAN It was all very quiet.
It was raining ...
The raindrops were splashing on the window.

WOMAN Yes?
MAN The birds were tweeting.
But then the phone started ringing.

WOMAN Oh, no.
MAN Everyone woke up.
WOMAN Who was ringing you so early in the morning?
MAN I don't know ... It was the wrong number.

onomatopoeia - onomatopeja

to sound - brzmieć
meaning - znaczenie
morning - ranek, poranek
to happen - wydarzać się, zdarzać
to get up early - wcześnie wstać
work - praca
to tiptoe - chodzić na paluszkach
to be asleep - spać
floorboard - deska w podłodze
to creak - trzeszczeć
to wake up - obudzić się
kitchen - kuchnia
to hear - słyszeć
dripping - kapanie
kitchen tap - kuchenny kran
to drip - kapać
dark - ciemno
to flick - pstryknąć
to flick on the light - pstryknąć palcem w kontakt (i włączyć światło)
it was all very quiet - było bardzo cicho
to rain - (o deszczu) padać
raindrop - kropla deszczu
to splash - pryskać
window - okno
bird - ptak
to tweet - ćwierkać
to ring - (o telefonie) dzwonić
it was the wrong number - tu: to była pomyłka (telefoniczna)

uzupełnij zdania:

1. Floorboards (creak, tweet, drip).
2. Taps drip (creak, tweet, drip).
3. And you tip (finger, tow, toe) when you want to be quiet.

odpowiedzi:

1. creak
2. drip
3. toe

Lesson 23

Meaning, spelling, pronunciation and ... a bit of grammar

Karen Adams

Many people think that learning new words means learning the word and remembering the word. But actually, learning new vocabulary means a lot of

other things. First of all, you have to know what the new word means. Quite often you need to know how to spell it, because English spelling is very strange. You also have to know how to say it, because English pronunciation can be notoriously difficult.

The other thing is you need to know when and when not to use it, because you don't want to find that you're using a word which is inappropriate in the situation in which you find yourself.

And finally, you need to know what comes before and after the word. So, for example, is it: 'I'm looking forward to go somewhere?' Or: 'I'm looking forward to going somewhere?' Actually, it's: 'I'm looking forward to going' - and that little bit of grammar after the phrase is really important. So, knowing a word means knowing lots of things other than just the word.

meaning - znaczenie

spelling - pisownia, ortografia

pronunciation - wymowa

to learn - uczyć się

to remember - pamiętać

actually - faktycznie, w rzeczy samej

vocabulary - słownictwo, słowniczek

to mean - znaczyć

first of all - po pierwsze

to know - wiedzieć

to spell - pisać (poprawnie), literować

strange - dziwny

to say - tu: wymówić

notoriously - notorycznie

to need - potrzebować

to use - używać

inappropriate - nieodpowiedni

to look forward to - oczekiwać, wyczekiwać, cieszyć się na coś

phrase - fraza



uzupełnij zdania:

1. When you learn a new word, you must try and learn its meaning, spelling and (pronounce, pronouncing, pronunciation).
2. You also need to learn the grammar (at, of, by) the word.
3. I'm looking forward to (learn, learned, learning) some new words.

odpowiedzi:

1. pronunciation
2. of
3. learning

Lesson 24

I'm looking forward to...

Sarah Hi, Mike.
Mike Oh hi, Sarah. How are you?
Sarah Fine, thanks. You?
Mike I've got some news... I got the job.
Sarah What? Great! At the BBC?
Mike Yes, I start next week. I'm really looking forward to it.
Sarah I bet you are.
Mike I've been out of work for a while. I'm looking forward to making some money, and I'm looking forward to not being broke all the time.
Sarah I bet you are! Congratulations!

Mike Oh, there's another thing. My new boss has written to me.
Sarah Yeah?
Mike At the end of the letter, he writes:
"I look forward to meeting you".
Sara He probably always writes that.
Mike Maybe. But I'm really looking forward to this job.
Sarah I bet.
Mike Oh, but there's one thing.
Sarah What?
Mike I start work at six a.m.
Sarah What?! Six in the morning?!
Mike I'm not looking forward to getting up so early.
Sarah I bet you're not.

to be looking forward to - wyczekiwać, oczekiwać, cieszyć się na coś

how are you? - jak się masz?

news - nowiny

to get the job - dostać pracę

I bet - tu: no jasne, wiadomo, rozumie się

to be out of work - być bez pracy

for a while - tu: przez jakiś czas

to make money - robić/zarabiać pieniądze

to be broke - (potocznie) być sptukanym, bez grosza

congratulations - gratulacje

boss - szef

to write - pisać

letter - list

to meet - spotykać (się)

to start - zaczynać

work - praca
a.m. - rano, przed południem
morning - tu: rano
to get up - wstawać (z łóżka)
early - rano, wcześniej

uzupełnij zdania:

1. I'm looking forward (at, to, into) my new job.
2. I've been (in, out, outside) of work for a while.
3. I'm looking forward to not being (break, broke, broken) all the time!

odpowiedzi:

1. to
2. out
3. broke

Lesson 25
Let's revise

chunks

Karen Adams

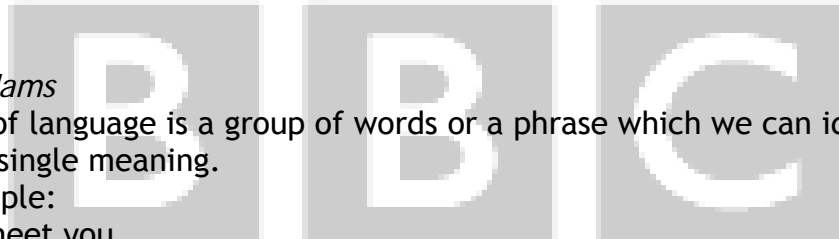
A chunk of language is a group of words or a phrase which we can identify as having a single meaning.

For example:

Nice to meet you

What time is it?

What would you like?



word families

Karen Adams

A word family is a group of words which all share the same basic root

for example:

a photo - a photograph - a photographer - to photograph -
photographic - photographically

collocations

Collocations are words that go together. To collocate means - to go together

for example:

collocations with the word 'radio'

you can turn the radio on, you can turn the radio off, you can turn the radio
up, or you can turn the radio down

lexical sets

Karen Adams

A lexical set is a group of words which are linked together by the topic.

for example:

topic: at the airport:

checking in, going through passport control, boarding pass, boarding the plane

organize yourself

get a notebook and write down in it the new words you learn

or - set up a system of cards. Keep testing yourself!

what's in a word?

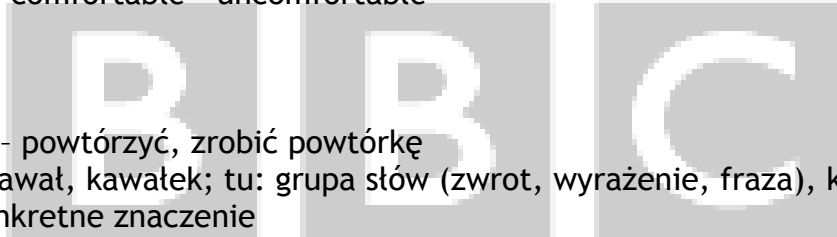
meaning, spelling, pronunciation, grammar and - a register

(i.e. you have to know when to use it, is it appropriate, is it a formal or an informal word?)

prefixes and suffixes

comfort - discomfort

comfort - comfortable - uncomfortable



to revise - powtórzyć, zrobić powtórkę

chunk - kawał, kawałek; tu: grupa słów (zwrot, wyrażenie, fraza), które mają jakieś konkretne znaczenie

word - słowo, wyraz

phrase - fraza

single - jeden, pojedynczy

meaning - znaczenie

word family - leksykalna rodzina

to share - dzielić (coś wspólnie), mieć coś wspólnego

same - taki sam

basic - podstawowy

root - tu: rdzeń

collocation - kolokacja, łączliwość wyrazów

to go together - iść razem, w parze

to collocate - łączyć się

to turn on - włączyć

to turn off - wyłączyć

to turn up - nastawić głośniej

to turn down - ściszyć

lexical set - grupa leksykalna

to link - łączyć

topic - temat

checking in - (na lotnisku) odprawa

going through passport control - przechodzenie przez kontrolę paszportową
boarding pass - karta pokładowa
boarding the plane - wchodzenie na pokład samolotu
organize yourself - zorganizuj się
notebook - notatnik
to write down - zapisywać
card - tu: fiszka, karteczka
to test - testować, sprawdzać
meaning - znaczenie
spelling - pisownia, ortografia
pronunciation - wymowa
register - tu: rejestr językowy (np. formalny lub nieformalny)
prefix - prefiks, przedrostek
suffix - sufiks, przyrostek
comfort - komfort, wygoda
discomfort - dyskomfort, niewygodna
comfortable - wygodny
uncomfortable - niewygodny

uzupełnij zdania:

1. A word family is a group of words which share the same (topic, root, subject).
2. A lexical set is a group of words which are linked together by the same (topic, root, name).
3. When you learn a new word, make sure you know its meaning, spelling and (pronounce, pronouncing, pronunciation).

odpowiedzi:

1. root
2. topic
3. pronunciation