

Grammar Zone

Lesson 1

Some *and* any

Peter Moor A man goes into a restaurant and the waitress comes over, and the man says, "I'd like some vanilla ice cream...some chocolate ice cream and some strawberry ice cream...and some banana ice cream."

And the waitress says, "Right, sir. So you'd like some vanilla ice cream, chocolate ice cream, some strawberry ice cream and banana ice cream.

And the man says, "That's right. And have you got any chocolate sauce?"

And the waitress says, "Yes sir, of course. Would you like some chocolate sauce as well?"

"Yes please", says the man. "And I'd like some cream too, extra cream."

And the waitress says, "Of course Sir. Would you like any nuts on top?"

And the man says, 'No, thank you. I don't want any nuts. I'm on a diet'.

some	- tu: trochę, kilka, parę
any	- jakiś, jakikolwiek (zdania pytające); żaden (zdania przeczące)
ice cream	- lody
waitress	- kelnerka
to come over	- podejść
strawberry	- tu: truskawkowy
sauce	- sos
cream	- krem
nut	- orzech
on top	- na górze/wierzchu/czubku
diet	- dieta

objaśnienia:

some i **any** to określniki ilościowe, które mówią o przybliżonej ilości lub liczbie (trochę, kilka)

Używamy ich przed rzeczownikami niepoliczalnymi (some money – trochę pieniędzy) lub rzeczownikami policzalnymi w liczbie mnogiej (some matches – kilka zapalek)

Some używamy w zdaniach twierdzących
I would like some ice cream

Any w zdaniach pytających
Have you got any chocolate ice cream?

i przeczących
Sorry, we haven't got any chocolate ice cream

uzupełnij zdania:

1. I would like (some, any, much) ice cream, please.
2. Have you got (some, any, much) vanilla ice cream, please?
3. Sorry, we haven't got (some, any, many) vanilla ice cream left,

odpowiedzi:

1. some
2. any
3. any

Lesson 2 **Some and any**

Peter Moor A man goes into a restaurant and the waitress comes over, and the man says, "I'd like some vanilla ice cream...some chocolate ice cream and some strawberry ice cream...and some banana ice cream."

And the waitress says, "Right, sir. So you'd like some vanilla ice cream, chocolate ice cream, some strawberry ice cream and banana ice cream.

And the man says, "That's right. And have you got any chocolate sauce?"

And the waitress says, "Yes sir, of course. Would you like some chocolate sauce as well?"

"Yes please", says the man. "And I'd like some cream too, extra cream."

And the waitress says, "Of course Sir. Would you like any nuts on top?"

And the man says, 'No, thank you. I don't want any nuts. I'm on a diet'.

Peter Moor Now, perhaps you noticed that in the joke the waitress said, "Would you like some chocolate sauce?" - which is a question. But when we make an offer or we ask a question where we expect the answer to be 'yes', we use 'some' in the question - for example, "Would you like some chocolate sauce?"

some
any

- tu: trochę, kilka, parę
- jakiś, jakikolwiek (zdania pytające); żaden (zdania przeczące)

ice cream
waitress
to come over
strawberry
sauce
cream
nut
on top
diet
to notice
joke
question
to make an offer
to ask

- lody
- kelnerka
- podejść
- tu: truskawkowy
- sos
- krem
- orzech
- na górze/wierzchu/czubku
- dieta
- zauważyć
- żart, dowcip
- pytanie
- składać propozycję
- pytać

objaśnienia:

some i **any** to określniki ilościowe, które mówią o przybliżonej ilości (trochę, kilka)

Używamy ich przed rzeczownikami niepoliczalnymi (trochę) lub rzeczownikami policzalnymi w liczbie mnogiej (kilka)

Some używamy w zdaniach twierdzących
I would like some ice cream

Any w zdaniach pytających
Have you got any chocolate ice cream?

i przeczących
Sorry, we haven't got any chocolate ice cream

Ale **some** użyjemy również, kiedy zadając pytanie spodziewamy się odpowiedzi twierdzącej albo staramy się taką odpowiedź sprowokować

Would you like some chocolate sauce?
Would you like some of this lovely cake?

W zdaniach pytających używamy zatem **any** w znaczeniu 'jakikolwiek'
W zdaniach przeczących **any** znaczy 'żaden'

uzupełnij zdania:

1. Would you like (some, none, few) of this lovely vanilla ice cream?
2. No, but have you got (none, any, a few) chocolate ice cream?
3. No, sorry, but we have (any, some, none) really nice strawberry ice cream.

odpowiedzi:

1. some
2. any
3. some

Lesson 3

Talking about the future

(to be going to, Present Continuous Tense)

Michael Swan Different ways of talking about the future in English are kind of a jungle – but simply, we prefer to use “going to” – or to say that something *is* happening in the future. We use those forms for something that is already fixed, it's already decided. And, that's why we use those present forms – “I'm going to” or “I am doing something in the future”.

Dave Johnstone In about three months' time I'm going to fly to Kenya, to Nairobi and then I'm crossing the border into Northern

Tanzania, and I'm going on a 300 kilometre cycle ride round the slopes of Mount Kilimanjaro.

And at the end of the cycle ride we're then going to go on a safari trip. We're going to see lions, elephants, wildebeests, giraffe, all sorts of animals – I've never seen in my life because I've never been to Africa before – so it's going to be very, very exciting.

future	- przyszłość
way	- tu: droga, sposób
jungle	- dżungla
to prefer	- woleć
to use	- używać
to happen	- zdarzać się
fixed	- ustalony, zafiksowany
decided	- zdecydowany
present forms	- formy czasu teraźniejszego
to fly	- latać
to cross the border	- przekroczyć granicę
cycle ride	- rajd rowerowy
slope	- zbocze
trip	- wycieczka, wyprawa
lion	- lew
elephant	- słoń
wildebeest	- antylopa gnu
giraffe	- żyrafa
exciting	- ekscytujący

objaśnienia:

Mówiąc o konkretnych planach i zamiarach na przyszłość (już podjętych, zafiksowanych) posługujemy się na ogół konstrukcją

to be going to

np.

In about 3 months' time **I'm going to** fly to Kenya

I'm going to go on a safari in Kenya

I'm going to see all sorts of animals

It's going to be very exciting

albo czasem teraźniejszym (prostym lub ciągłym) **The Simple Present** or **The Present Continuous**

and then **I'm crossing** the border into Northern Tanzania, and **I'm going** on a 300 kilometre cycle ride round the slopes of Mount Kilimanjaro

zwróć uwagę na różnicę:

I'm going on a safari (czas Present Continuous)
I'm going to go on a safari (forma 'to be going to')

uzupełnij zdania:

1. Next month I'm (go, going, gone) on a safari to Kenya.
2. I'm not (gone, went, going) to take a lot of things with me.
3. I'm going to (be, is, travel) traveling light.

odpowiedzi:

1. going
2. going
3. be

Lesson 4
Talking about the future
(will)

Michael Swan

When we are at the moment of deciding something, when we're saying something new about the future that hasn't already been fixed – we're more likely to say 'will' – "I will do this" – "I will do that"...

A joke

(One day a man and his wife were walking down the street when they came across a penguin). "Oh", exclaimed the man. "What a surprise! What shall we do with it?" "I know," said his wife. "We'll ask a policeman."
"Mmmm," said the policeman, "I think the best thing is to take it to the zoo."
"What a good idea!" said the woman. "We'll go straight away."
(The next morning the policeman was walking down the same street when he saw the same couple with the same penguin).
"I thought I told you to take the penguin to the zoo," the policeman said.
"Well we did," said the man. "We took it to the zoo and we all had a really good time. So this afternoon we're taking it to the cinema."

to decide	- decydować
to fix	- ustalić
likely	- tu: prawdopodobny
to come across	- natknąć się
to exclaim	- wykrzyknąć
policeman	- policjant
to take	- wziąć, zabrać
straight away	- od razu
couple	- para (tu: małżeńska)
to have a good time	- dobrze się bawić
cinema	- kino

objaśnienia:

Mówiąc o czynnościach przyszłych użyjemy czasu przyszłego prostego (The Simple Future Tense - ze słówkiem **will**), kiedy podejmujemy spontaniczną decyzję w momencie mówienia

What shall we do?

I know! We'll ask a policeman.

We'll go straight away!

W zdaniu:

So this afternoon **we're taking** it to the cinema

nie użyto formy czasu przyszłego (will), lecz formy czasu teraźniejszego ciągłego (Present Continuous Tense) ponieważ mowa była o istniejących już wcześniej **planach na przyszłość**

NB:

will użyjemy również, składając obietnice

I will love you forever!

My heart will go on and on...

oraz ciskając pogrozkami

I will show you! I won't let you go out if you behave like this!

uzupełnij zdania:

1. I (want, won't, would) give you any more money, if you don't change your behaviour.
2. I (will, won't, wouldn't) try my best, promise!
3. (Shall, will, shan't) you still need me, when I'm 64?

odpowiedzi:

1. won't

2. will
3. will

Lesson 5

Comparing adjectives

Peter Moor Basically the rule is – if the adjective is short – we use “**er**” and “**est**” (bigger, the biggest). If the adjective is long we use “**more**” and “**most**” -“more expensive”- “the most expensive”.

A joke

A woman went to the most expensive butcher’s in her town and asked for the biggest chicken in the shop. The shopkeeper showed her a chicken and said “Madam, this is the best chicken in the shop”. “It’s very small”, said the woman, “have you got a larger one?” “Just a moment”, said the shopkeeper. He took the chicken into another room; in fact it was the only chicken he had – so he put some bread inside it to make it look bigger. “Here you are, this is our most delicious chicken and you can see it is much bigger than the other one”. But I’m afraid it is also more expensive.” “Hmm”, said the woman, “I’m not sure if it is better than the other one – I’ll have both of them, please.”

comparing adjectives
expensive
butcher
chicken
shopkeeper
bread
delicious
both

- stopniowanie przymiotników
- drogi
- rzeźnik
- kura, kurczak
- sklepikarz, tu: rzeźnik
- chleb
- smaczny
- oba, obie

objaśnienia:

Przymiotniki jednosylabowe i niektóre dwusylabowe mają w stopniu wyższym końcówkę – **er**, a w najwyższym – **est**

big...bigger.....biggest

Manchester is a big city.

London is a *bigger* city than Manchester.

London is *the biggest* city in Britain.

Przymiotniki wielosylabowe stopniuje się poprzedzając stopień wyższy wyrazem

more

a najwyższy wyrazem

most

London is an expensive city. Hong Kong is **more expensive** than London. Tokyo is **the most** expensive city in the world.

Po **more** często występuje *than*
London is bigger *than* Manchester

A przed **most** dodajemy zazwyczaj przedimek określony *the*

NB

good and *bad*

stopniują się nieregularnie

good	better	the best
bad	worse	the worst

old

stopniuje się regularnie
old older the oldest
albo nieregularnie

old	elder	the eldest
-----	-------	------------

(dla zaznaczenia starszeństwa w rodzinie, przy czym elder – to starsze z dwojga dzieci, eldest – najstarsze z trojga)



uzupełnij zdania:

1. London is bigger (then, than, when) Manchester.
2. Japanese is (more, most, as) difficult than English.
3. My elder sister is two years (elder, older, oldest) than me.

odpowiedzi:

1. than
2. more
3. older

Lesson 6

Comparing adjectives

Remi The first thing I noticed about New York was the size of the buildings compared with London – they're much, much taller, but they were fantastic to look at and they make the skyline look great.

I also noticed that whenever we went to restaurants or ate out in the evenings, the meal sizes in America were much bigger than in London. Yeah, we eat big meals in London, but they are much, much bigger in New York.

In some ways New Yorkers, I guess, could be classed as friendlier than people in London.

comparing adjectives	- stopniowanie przymiotników
to notice	- zauważyć
size	- rozmiar, wielkość
compared with...	- w porównaniu z ...
tall	- wysoki
skyline	- tu: linia dachów (na tle nieba)
to eat out	- jeść poza domem (np. w restauracji)
meal	- posiłek
in some ways	- tu: w pewien sposób
New Yorker	- mieszkaniec Nowego Jorku
I guess	- (Am) sądzę
to class sb as...	- zaklasyfikować kogoś jako...
friendlier	- (lub: more friendly) bardziej przyjazny

objaśnienia:

Jeśli przymiotnik w stopniu równym kończy się na **y**, w stopniu wyższym i najwyższym owo **y** zamienia się na **i e**

friendly – friendlier – the friendliest

funny – funnier – the funniest

sunny – sunnier – the sunniest

Jeśli przymiotnik kończy się na literę **e** – to pomijamy ją przy stopniowaniu, na przykład

nice – nicer – the nicest

Zapamiętajmy też, że niektóre przymiotniki dwusylabowe stopniować można dwojako – to znaczy na przykład tak

shallow – shallower – the shallowest

albo tak

shallow – more shallow – the most shallow

a w razie wątpliwości najlepiej jest wybrać ten ostatni wzór

uzupełnij zdania:

1. I am (politer, more polite, politer/more polite) than you.
2. New Yorkers seem to be (friendly, more friendlier, friendlier) than people in London.
3. Meal sizes are (much, more, as) bigger than in Britain.

odpowiedzi:

1. politer/more polite
2. friendlier
3. much

Lesson 7

Poetry and grammar

(present tense with 'when')

Michael Swan

If a student likes a poem, then parts of it are quite likely to stick in their mind, stick in their memory.

"Well, there are some nice poems that talk about when I am old or when you're old. Well, the one I'm interested in today is using a present tense with 'when' to talk about the future. So I don't say, "When I will see Mary, I'll tell her what you think." I say, "When I see Mary, I'll tell her what you think." or I say "When I am a bit older, I'll stop work and travel around the world."

Jenny Joseph

*When I am an old woman
I shall wear purple
With a red hat which doesn't go
And doesn't suit me*

poetry

- poezja

grammar

- gramatyka

present tense

- czas teraźniejszy

when

- kiedy

poem

- wiersz

part

- część, tu: fragment

likely

- prawdopodobny

to stick in one's memory

- zapaść w pamięć, utrwalić się w pamięci

old

- stary

to talk

- mówić, rozmawiać

future

- przyszłość

to travel

- podróżować

round the world

- dookoła świata

to wear purple

- ubierać się na fioletowo

which doesn't go

- tu: który 'się gryzie', nie pasuje

to suit

- tu: pasować

objaśnienia:

Mówiąc o przyszłości po **when** używamy czasu teraźniejszego

When I **am** 64 I will be retired

I'll tell you all about it when I **see** you

Will you still feed me, will you still need me when **I'm** 64?

ale czas przyszły pojawia się w pytaniach typu

When will I see you?

When shall we go to the cinema?

uzupełnij zdania:

1. I will travel the world when I (will be, am, going to be) retired.
2. I'll tell you all about it when I (will, would, see) you.
3. I (will give, give, gave) you a ring before I go.

odpowiedzi:

1. am
2. see
3. will give



Lesson 8

Present tense with '*when*' and '*before*'

Woman 1 When I'm old, I'll spend my money on delicious food and never worry about my weight.

Woman 2 When I'm old, my husband and I, we'll walk along the river or in the park in the morning. When I'm old, I'll still wear some bright coloured clothes.

Woman 3 When I'm old, my husband and me, we'll go for a walk in the nearest park, but before that I'll spend one hour doing my make-up because I want to be a beautiful old woman.

present tense

when

before

old

to spend

delicious

food

- czas teraźniejszy

- kiedy

- zanim

- stary

- wydawać

- smakowity

- jedzenie

to worry	- martwić się
weight	- tu: waga ciała
husband	- mąż
to wear	- nosić
bright coloured clothes	- w jaskrawym kolorze
	- ubranie

objaśnienia:

W zdaniach typu:
 I'll see you before I go
 I'll ring you when I arrive

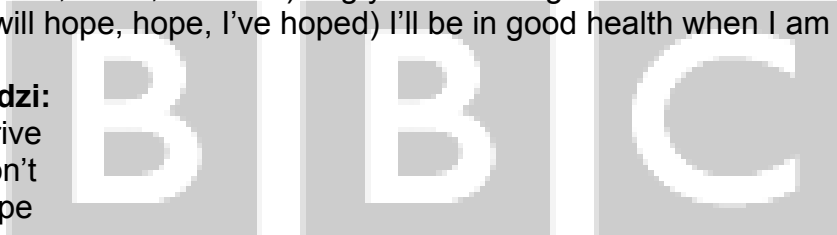
po **when** i **before** występuje czas teraźniejszy prosty (The Simple Present Tense)

uzupełnij zdania:

1. I'll come and see you when I (will arrive, arrive, have arrived).
2. I (want, won't, wouldn't) ring you before I go.
3. I (will hope, hope, I've hoped) I'll be in good health when I am old.

odpowiedzi:

1. arrive
2. won't
3. hope



Lesson 9

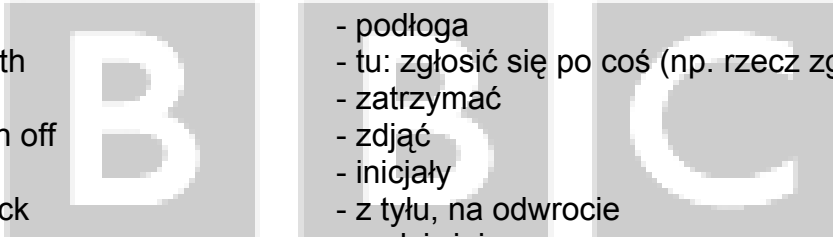
Telling a story – past tense

Felicity O'Dell

It's a little story about a friend of mine called Dave. Dave lost his watch in a nightclub when he was on holiday in Spain a few years ago. A year later he went to Canada for his holiday. In the airport on the way there he asked a girl what the time was. She looked at her watch and told him the time. He was very surprised because the watch that she had on looked exactly like his.

He asked the girl "Where did you get this watch? She told him 'I found the watch on the floor in a nightclub in Spain. I took it to the nightclub manager but no one claimed it so I kept it'. She took the watch off and showed it to Dave and it was in fact his watch - the one he'd lost in Spain a year earlier. His initials were on the back. It's amazing, isn't it?"

to tell	- opowiadać, powiedzieć
story	- opowiadanie
past tense	- czas przeszły
to lose	- zgubić
watch	- zegarek
nightclub	- klub nocny
to be on holiday	- być na urlopie, wakacjach
Spain	- Hiszpania
a few years ago	- kilka lat temu
airport	- lotnisko
on the way	- tu: w drodze (np: do domu, na lotnisko)
to ask	- pytać, prosić
to look	- patrzeć, wyglądać
to tell the time	- podać godzinę
to be surprised	- być zdziwionym
the watch she had on	- zegarek, który miała na ręce
it looked exactly like his	- wyglądał dokładnie tak, jak jego (zegarek)
to get	- dostać, zdobyć
to find	- znaleźć
floor	- podłoga
to claim sth	- tu: zgłosić się po coś (np. rzecz zgubioną)
to keep	- zatrzymać
to take sth off	- zdjąć
initials	- inicjały
on the back	- z tyłu, na odwrocie
amazing	- zadziwiające



objaśnienia:

Relacjonując wydarzenia z przeszłości używamy czasu przeszłego prostego (The Simple Past Tense)

w zdaniu

*She took the watch off and showed it to Dave and it was in fact his watch - the one **he'd** lost in Spain a year earlier*

pojawił się czas zaprzeczony (Past perfect) – **he'd** lost = he had lost ponieważ mowa jest tu o czynności (za)przeszłej, tzn. takiej która wydarzyła się przed inną czynnością w przeszłości (tu: a year earlier)

uzupełnij zdania:

1. He asked her: "Where (has, have, did) you get this watch?"
2. He asked her where she (has got, have got, had got) the watch.
3. He found the watch he (has, have, had) lost a year earlier.

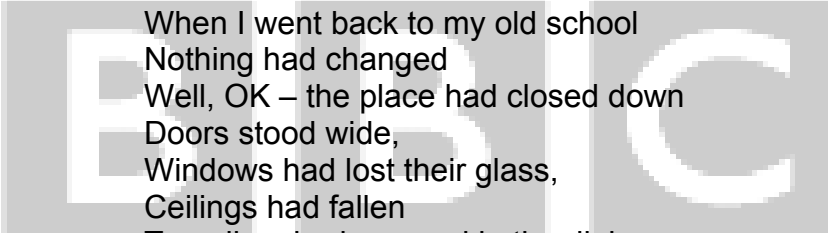
odpowiedzi:

1. did
2. had got
3. had

Lesson 10

The Past Perfect

Michael Swan I wanted an illustration for the Past Perfect and I wrote a poem about when I went back to my old school – this happened to me a few years ago. I went back to see my old school, I hadn't seen it for, maybe 40 years, and I found that the place was in ruins, it had closed down, windows were broken, doors were open, bits of ceiling had fallen down - but – in a way, I thought, nothing had changed and I wrote this poem about it.



When I went back to my old school
 Nothing had changed
 Well, OK – the place had closed down
 Doors stood wide,
 Windows had lost their glass,
 Ceilings had fallen
 Travellers had camped in the dining room
 ... and left their names on the walls,
 Wind blew through the rooms
 Where I had sat for so long and learned so little,
 Rubbish piled up in the corners
 But nothing important had changed.

illustration	- ilustracja
to write	- napisać
poem	- wiersz
to go back	- wrócić, udać się z powrotem
to happen	- zdarzać się, wydarzać
to find	- znajdować (tu w sensie: przekonać się)
to be in ruins	- być w zrujnowanym stanie, w ruinie
to close down	- zamknąć się, zlikwidować
window	- okno
to break	- zbić, stłuc, złamać
door	- drzwi

open	- otwarty
ceiling	- sufit
to fall down	- spaść, opaść
to change	- zmieniać (się)
doors stood wide	- tu: drzwi były pootwierane
to lose	- stracić
glass	- szkło, szyba
traveller	- podróżnik
to camp	- obozować, rozbijać obóz
dining room	- jadalnia, tu: stołówka
to leave	- zostawiać, pozostawiać
wind	- wiatr
to blow	- tu: wiać
room	- tu: klasa
to sit	- siedzieć
to learn	- uczyć się
rubbish	- śmiecie
to pile up	- piętrzyć się
corner	- róg
important	- ważny

objaśnienia:

Czasu Past Perfect używamy mówiąc o tym, co miało miejsce przed innym wydarzeniem w przeszłości, czyli o czynności zaprzeszłej.

The party **had** already **been going** for two hours when they came.
I didn't want that book because I **had** already **read** it.

Używamy go również w mowie zależnej (*reported speech*)
He asked her why she **hadn't told** him this before
i w zdaniach warunkowych trzeciego okresu (*the third conditional*)
I would have come if you **had asked** me

czas ten tworzymy według wzoru
had + past participle

uzupełnij zdania;

1. When I arrived, they (have, has, had) already been there for some time.
2. She said that she (hasn't, haven't, hadn't) read that book.
3. If I (have, has, had) seen her I would have told you about it.

odpowiedzi:

1. had

2. hadn't
3. had

Lesson 11

Past Perfect

Nicky

The most obvious difference I noticed, going back to Hong Kong, was that I landed at a completely new airport. They'd built a new airport since I'd been away – so that was very weird and a bit disorientating.

Oh, another thing that had changed was – that the road signs were in Chinese, when before they had been in English. So I was a bit lost sometimes – which is a bit weird because I lived there for so long and suddenly I didn't know where I was.

I went back to my school, but nothing had changed – even some of the teachers were still there after ten years. One thing I did notice that it was different and that had changed a bit was that they'd extended the building – it seemed a bit bigger than it had been before.

difference	- różnica
to notice	- zauważyć
to land	- wylądować
airport	- lotnisko
to build	- wybudować
weird	- dziwny, dziwnie
disorientating	- dezorientujący, mylący
to change	- zmieniać (się)
road sign	- znak drogowy
I was a bit lost	- byłam nieco zagubiona
to live	- mieszkać, żyć
to extend	- rozbudować, dobudować, powiększyć

objaśnienia:

Zauważ, że czynności (zaprzeszłe), które odbyły się przed wizytą Nicky w Hong Kongu wyrażone zostały w czasie Past Perfect

Nicky went to Hong Kong (Simple Past)

When she landed there, she realized that they had build a new airport (Past Perfect)

The road signs were in Chinese (Simple Past). Before, they had been in English (Past Perfect)

Czynności, które miały miejsce przed wizytą Nicky w szkole (czynności zaprzeszłe) również wyrażone zostały w czasie Past Perfect

She went back to her school (Simple Past)


First she thought that nothing had changed
Then she noticed that the building had changed a bit
It had been extended
It seemed a bit bigger than it had been before

uzupełnij zdania:

1. When I went back to Poland I realized that so many things (has, have, had) changed.
2. I noticed that many new buildings (have, were, had) been built.
3. I also realized that many new shops had been (open, openly, opened).

odpowiedzi:

1. had
2. had
3. opened



Lesson 12

Gerund

Felicity O'Dell Two very common uses are – firstly, after certain verbs – like ‘stop’ or ‘avoid’ and secondly after prepositions.

Woman Well, um...I do try to avoid drinking coffee and tea, I have a lot of herbal teas instead, I try and avoid snacking too much and eating things that I shouldn't, really .

gerund	- rzeczownik odśłowny, odczasownikowy, z końcówką -ing
common use	- powszechne zastosowanie
verb	- czasownik
to stop	- przestać
to avoid	- unikać
preposition	- przyimek

to drink - pić
herbal tea - herbata ziołowa
instead - zamiast
snacking - podjadanie

objaśnienia:

Gerund to rzeczownik odsłowny, utworzony od 'słowa' – a konkretnie czasownika, za pomocą końcówki –ing


to listen - słuchać
listening - słuchanie

to read - czytać
reading - czytanie

to write - pisać
writing - pisanie

Oto czasowniki, po których występuje zazwyczaj w angielskim **gerund**

like, dislike, love, enjoy, fancy, hate
start, stop, finish
keep (on)
go on (=continue)



avoid
delay
deny
risk

wyrażenia
can't stop
can't stand
can't resist

ponadto **gerund** występuje po przyimkach
He's interested **in playing** football

objaśnienia:

1. I enjoy (drink, to drink, drinking) tea and coffee.
2. But I must start (buy, buys, buying) more herbal teas.
3. I hate (gets, get, getting) up in the morning.

odpowiedzi:

1. drinking
2. buying

3. getting

Lesson 13 Gerund

Felicity O'Dell

I'm very much looking forward to seeing my aunt again, I haven't seen her for ages; 'to look forward to' – needs to be followed by an '-ing' form of a verb or by a noun. You have to remember that 'to' – can be a preposition – in which case it needs the '-ing' form - or a noun – 'I am looking forward to a holiday; I am looking forward to going on the holiday';

This causes problems because some verbs are followed with an infinitive rather than the gerund – and it can be difficult to know which, which to use after any particular verb and unfortunately, probably it's just a matter of learning the verbs, of when you write them down, write them down in sentence that shows how they are used.

gerund		- rzeczownik odsłowny, odczasownikowy
to look forward to doing something		- wyczekiwać czegoś, oczekiwać na coś
aunt		- ciotka
to need		- potrzebować
verb		- czasownik
noun		- rzeczownik
preposition		- przyimek
in which case		- tu: a w takim przypadku
holiday		- urlop, wakacje
to cause		- powodować
infinitive		- bezokolicznik
particular		- konkrety
unfortunately		- niestety
it's just a matter of learning		- tu: trzeba się (tego) po prostu nauczyć
to write down		- zapisać
sentence		- zdanie
how they are used	- jak są używane/stosowane	

objaśnienia:

Po niektórych czasownikach (begin, start, like, love, hate, prefer) występuje albo rzeczownik odsłowny (gerund) albo bezokolicznik (infinitive)

I like dancing

I like to dance

Po niektórych (agree, arrange, choose, decide, hope, refuse) występuje tylko bezokolicznik

I decided to learn Spanish

I hope to do well

uzupełnij zdania:

1. I refused (cleaning, to clean, cleaned) the flat.
2. I keep (to do, doing, did) it all the time.
3. I think other people should start (to do, doing, done) it too!

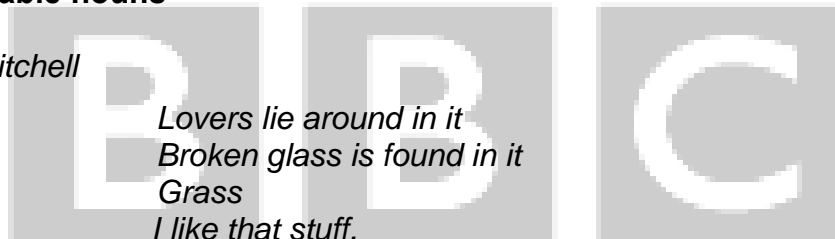
odpowiedzi:

1. to clean
2. doing
3. doing

Lesson 14

Uncountable nouns

Adrian Mitchell



*Elephants get sprayed with it
Scotch is made with it
Water
I like that stuff.*

*Carpenters make cots of it
Undertakers use lots of it
Wood
I like that stuff*

*Cigarettes are lit by it
Pensioners are happy when they sit by it
Fire
I like that stuff.*

*Well, I like that stuff,
Yes, I like that stuff –*

*The earth is made of earth
And I like that stuff*

uncountable nouns	- rzeczowniki niepoliczalne
lover	- kochanek
to lie	- leżeć
broken glass	- słuczone szkło
to find	- znajdować
grass	- trawa
elephant	- słoń
to spray	- spryskiwać
scotch	- whisky
water	- woda
carpenter	- stolarz
cot	- łóżeczko
wood	- drewno, drzewo

objaśnienia:

Rzeczowniki niepoliczalne (uncountable nouns) takie na przykład jak information (informacja), advice (rada), luggage (bagaż), news (wiadomość, wiadomości)

nie mają zwyczajnej liczby mnogiej z końcówką 's'

Jeśli chcemy je wyrazić w liczbie mnogiej możemy posłużyć się wyrazami takimi jak:

item
piece
bit

items of news
pieces of luggage/grass/wood
bits of advice

uzupełnij zdania:

1. I've got too (many, much, a lot) luggage!
2. Can you give me (some, many, much) advice on how to do it?
3. Scotch on ice! I like that (stuff, stuff, stuffs).

odpowiedzi:

1. much
2. some

3. stuff

Lesson 15

Past Continuous and Simple Past

Stuart Richmond I was jogging, I was running in the park and listening to the radio through my headphones when I heard the news about Diana – I was completely stunned.

Warrill Grindrod When president Kennedy was shot I can remember I was playing – I was a little girl then.

Past Continuous	- czas przeszły ciągły
Simple Past	- czas przeszły prosty
to jog	- tu: biegać, uprawiać jogging
to run	- biegać
to listen	- słuchać
headphones	- słuchawki
to hear	- słyszeć
news	- wiadomość
to be stunned	- być zaszokowanym, oszołomionym
to shoot	- strzelać
to remember	- pamiętać
to play	- bawić się

objaśnienia:

Kiedy dłuższa czynność przeszła jest tłem dla innej, krótszej – i zostaje przez nią niejako 'przerwana', tę dłuższą czynność wyrażamy czasem przeszłym ciągłym (Past Continuous)

I was having a bath....

a krótszą czasem przeszłym prostym (Simple Past)

...when the telephone rang.

NB

Kiedy dwie dłuższe czynności odbywały się w przeszłości jednocześnie, obie wyrazimy czasem ciągłym

While I was cooking, he was cleaning the house

uzupełnij zdania:

1. I (drive, drove, was driving) when I saw her cross the road.
2. When she (comes, was coming, came home), he was sitting in the armchair, watching TV.

3. She (reads, read, was reading) while the baby was sleeping.

odpowiedzi:

1. was driving
2. came home
3. was reading

Lesson 16
Present Perfect

Judy Garton-Sprenger

We use this structure to talk about events that started in the past and continue into the present. So things that began in the past and are still true now. But because they are still true now students often want to use the Present Simple tense – where we use the Present Perfect tense.

I think probably my favourite thing is this locket – it's silver– I show you, inside there's a picture of my son – when he was a baby – see? And I've had this locket since my son was born and he is now 25 – so I've had it for 25 years and I've worn it for years and years and years – I wear it all the time.

Man

I have a Mercedes car. It was made in Germany. I bought it about a year ago, so I've had it just over a year now.

structure	- tu: struktura gramatyczna; chodzi o czas Present Perfect
to start	- zaczynać
past	- przeszłość
to continue	- kontynuować
present	- teraźniejszość
to begin	- zaczynać
true	- prawdziwy; tu: aktualny
favourite	- ulubiony
locket	- medalion
silver	- srebrny
picture	- zdjęcie
son	- syn
born	- urodzony
to wear	- nosić
to buy	- kupować

over a year

- ponad rok

objaśnienia:

Czasu **Present Perfect** (have/has + Past Participle) użyjemy, kiedy mówimy o czynności, która wydarzyła się w przeszłości i nadal trwa, np.

I have had this watch for 10 years now

(mam ten zegarek od 10 lat, kupiłam go 10 lat temu i nadal go noszę)

w zdaniach w czasie Present Perfect pojawiają się często

for – przez (jakiś okres czasu, np. *for 10 years, for a long time, for as long as I can remember*)


since – od (jakiegoś momentu w przeszłości, np. *since 1995, since I was born, since he moved to London, etc*)

uzupełnij zdania:

1. He (has, has had, have had) this picture since his mother died.
2. She (has, have, had) lived in England for a long time now.
3. I met him two years ago, so yes, I (have, had, have had) been with him for two years now.

odpowiedzi:

1. has had
2. has
3. have



Lesson 17

Sense verbs

Felicity O'Dell

Describing what we see we use the verb 'look' - 'she looks wonderful tonight' - and what we smell we use the verb 'smell' - 'that smells good, what are you cooking'. In other words with these verbs that describe our senses we are using an adjective, not an adverb - normally you would expect verbs to be followed by an adverb - to walk quickly', 'to write beautifully' - but with these verbs - sound, taste, feel, look and smell we use an adjective.

In the kitchen

K: Oh, Vick, that looks absolutely fantastic, and it smells fantastic too. What is it?

V: It's a stew.

K: Oh. Ummm. That smells so good, so very, very good.

V: Let me just dish it up onto this plate.
 K: Oh. That looks beautiful as well with all the vegetables around it and the stew in the middle.
 V: That's right. Well I think good food should look good as well as taste good, don't you?
 K: Yea. Ummm. Do you think I could try a bit before you put it on the table.
 V: Yea, go on then.
 K: Ummm. That tastes so delicious. That is absolutely fantastic. It tastes wonderful.

sense verbs	- czasowniki określające czynności zmysłów
to describe	- opisywać
to look	- tu: wyglądać
wonderful	- cudowny, wspaniały
to smell	- wąchać
to cook	- gotować
in other words	- innymi słowy
to use	- używać
adjective	- przymiotnik
adverb	- przysłówek
to expect	- oczekiwać
to follow	- następować (po czymś/kimś)
to walk	- chodzić
quickly	- szybko
to write	- pisać
beautifully	- pięknie
to sound	- brzmieć
to taste	- smakować
to feel	- czuć
stew	- mięso duszone (na ogół z jarzynami)
to dish up	- tu: nałożyć
vegetable	- jarzyna
to try	- próbować
delicious	- smakowity

objaśnienia:

po czasownikach określających czynności zmysłów (sense verbs), takich jak

to look
 to feel
 to smell
 to taste
 to sound

nie występuje przymiotnik, ale przysłówek

you look good

you smell beautiful
you sound great
this cat feels so soft
this cake tastes delicious

uzupełnij zdania:

1. This cake looks (good, well, nicely).
2. It tastes (great, well, deliciously)!
3. Oh, but it smells a bit (fun, funny, funnily)!

odpowiedzi:

1. good
2. great
3. funny

Lesson 18

Sense verbs in comparisons

Felicity O'Dell

We often use sense verbs when we're comparing what we hear or see to something else that's more familiar - and to do that, we use the word "like". So you might hear somebody speaking and say, "Ah, that sounds like my sister" - or we might taste something that is new to us and say, "Hmm... that tastes like ...umm...oranges."

With sense verbs you've got several different constructions that are quite common - you have them followed by an adjective, "That music sounds lovely" - or you have them followed by 'like', "That sounds like Britney Spears" - or - "She looks like ... she looks like a film star".

sense verbs	- czasowniki opisujące czynności zmysłów
comparison	- porównanie
to use	- używać
to compare	- porównywać
to hear	- słyszeć
to see	- widzieć
familiar	- znajomy, dobrze znany
like	- tu: jak (w porównaniach)
to speak	- mówić, rozmawiać
to say	- powiedzieć
to sound	- brzmieć

to taste	- smakować
orange	- pomarańcza
construction	- konstrukcja (tu: gramatyczna)
common	- powszechny
to follow	- następować po czymś/kimś
adjective	- przymiotnik
lovely	- cudowny (również: cudownie)
horrible	- okropny
film star	- gwiazda filmu

objaśnienia:

Po czasownikach opisujących czynności zmysłów występują często porównania z wyrazem *like* (jak)

She looks like my old teacher
 She sounds like my old teacher
 He looks like Brad Pitt

uzupełnij zdania:

1. Oh, he's so good looking! He looks (as, like, likely) a film star!
2. But he's quite arrogant – he (sound, sounds, is sounding) horrible!
3. And he smells rather (bad, badly, worst)

odpowiedzi:

1. like
2. sounds
3. bad

Lesson 19

Deduction – must

Judy Garton-Sprenger

In fact, it's a very simple structure, but learners of English often avoid using it, so instead of saying, "He must be English", they say, "He certainly is English".

Who is Goldie?

Nicky

I'm going on holiday for a week, could you feed Goldie for me while I'm away?

Vicky

Yeah, sure, no problem.

Nicky

I've left plenty of food on the table, and there's milk in the fridge.

Vicky

OK then. That's fine.

Goldie must be a cat!

deduction	- dedukcja, dedukowanie
must	- musieć
to avoid	- unikać
to use	- używać
to say	- mówić
certainly	- na pewno
holiday	- urlop
for a week	- na tydzień
to feed	- karmić
while	- podczas gdy
to leave	- zostawiać
plenty	- mnóstwo
food	- jedzenie
table	- stół
milk	- mleko
fridge	- lodówka

objaśnienia:

Wyrażając wydedukowane przekonanie używamy czasownika **must**, np.
What's that perfume? Let me smell it. It **must** be Calvin Klein

Przeczenia wyrażamy za pomocą **can't**

No, no, it **can't** be Calvin Klein. It's far too sweetIt's something else. Chanel, maybe?

NB

Must używamy również do wyrażania wewnętrznego przymusu, obowiązku czy konieczności, np.

I must learn English

(muszę się uczyć angielskiego)

wówczas przeczenie tworzymy za pomocą **don't have to/doesn't have to**

I **don't have to** learn English

(nie muszę się uczyć angielskiego)

mustn't wyraża bowiem zakaz

I **musn't** learn English

(nie wolno mi się uczyć angielskiego)

uzupełnij zdania:

1. It's got four legs and it barks. What animal is it? Oh, it (can, must, mustn't) be a dog.

2. I must learn English, but I (mustn't to, don't have to, doesn't have to) learn Polish.
3. 'Who's done it?' 'It (could, mustn't, can't) be me, I wasn't here!'

odpowiedzi:

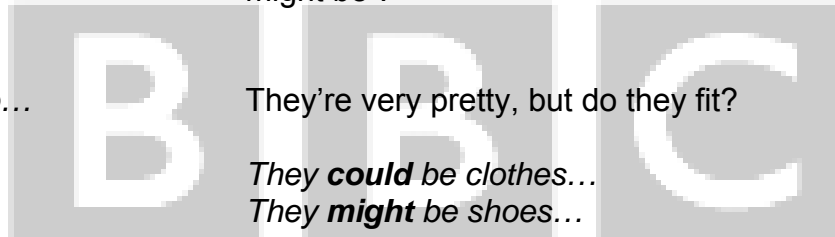
1. must
2. don't have to
3. can't

Lesson 20

Deduction and guessing

Judy Garton-Sprenger "It must be" – which means it definitely is, I'm certain, I'm quite sure. And the negative of that is "it can't be" – not "it mustn't be" – it's "can't be" – meaning it definitely isn't, I am sure – it's not! And if you want to talk about what's possible we can say "it could be" – so I'm not sure – but it could be - or we can say "it might be".

In a shop...



They're very pretty, but do they fit?

*They **could** be clothes...
They **might** be shoes...*

They're very pretty, but do they fit?

Hmm... They fit OK, but they're very high. I don't think I'll be able to walk very far in them!

*They **must** be shoes!*

What is it?

How does this thing work?

Well you turn it on here ...

*It **could** be a computer...*

*It **might** be a radio...*

*It **could** be a dishwasher...*

How does this thing work?

Well you turn it on here ... And you select the right temperature – 40 degrees should be OK. You put soap in the drawer and press the button to start. There.

But I haven't put the clothes in yet!

*It **must** be a washing machine!*

deduction	- dedukcja, dedukowanie
guessing	- zgadywanie
to mean	- znaczyć
definitely	- definitywnie
certain	- tu: pewien (czegoś)
sure	- tu: pewien (czegoś)
explanation	- wyjaśnienie
negative	- tu: przeczenie
possible	- możliwy
pretty	- ładny
to fit	- pasować
clothes	- ubranie
shoes	- buty
high	- wysokie
to walk	- chodzić
far	- daleko
to work	- pracować
to turn sth on	- włączyć coś
to select	- wybrać
right	- tu: odpowiedni, prawidłowy
degree	- stopień
soap	- mydło, <i>tu</i> : proszek
drawer	- <i>tu</i> : przegródka, szufladka (na proszek do prania)
to press	- nacisnąć
button	- guzik
washing machine	- pralka

objaśnienia:

Do wyrażania przekonania posługujemy się czasownikiem **must**
*Oh, look, it **must** be John!*

Wyrażając przypuszczenia lub domysły użyjemy czasowników **could** lub **might**
*He looks like John, but it **could/might** be somebody else!*

uzupełnij zdania:

1. He sounds like Tom, but it (shouldn't, could, mustn't) be someone else.
2. I'm not sure what it is. It (might, mustn't, need) be an old coin.
3. Who did it? I know! It (must, mustn't, need) be you!

odpowiedzi:

1. could
2. might
3. must

B B C